

LEADING FIELDBUS
SOLUTIONS PROVIDER



Solidot Fieldbus Solutions

Product Catalog v1.7



Nanjing Solidot Electronic Technology Co., Ltd.

CONTENTS

01 COMPANY SECTION

Introduction	2
History	3
Certifications & Solutions	4
Product Overview	5

02 PRODUCT SECTION

Slice I/O	
Product Disassembly Introduction	7
Naming Rules	9
Product Model	10
Motion Control	13
Protocol Gateway	15
Integrated I/O	
Naming Rules	17

Vertical I/O	18
EtherCAT	19
PROFINET	21
EtherNet/IP	23
CC-Link	25
CC-Link IE Field Basic	27
Modbus TCP	29
DeviceNet	31
Horizontal I/O	32
Valve Terminal	35
Slice Valve Terminal	36
C2S Series with M12 Interface	37
C2P Series with RJ45 Interface	38
Bottom Ported Plug-in Series	39
Multi-Pin D Sub Series	40
IP67 I/O Module	41
Product Model	42
IO-Link	43
Appendix	
Power module parameters	46
Network interface parameters	47
Digital input parameters	48
Transistor output parameters	49
Relay output parameters	50
Analog input parameters	51
Analog output parameters	52
Temperature acquisition module parameters	53
Pulse input module parameters	54
Pulse output module parameters	56
Stepper driver module parameters	57
IO-Link master parameters	58
IO-Link hub parameters	59
Accessories	60

COMPANY INTRODUCTION

Solidot core team was founded in 2012 and developed the first generation of domestic slice I/O module in the following year. In 2018, Solidot underwent business restructuring, focusing its strategic core on the research and development of automation bus technology and products. The company has now completed multiple rounds of equity financing, has successfully been selected for the list of unicorn enterprises in Nanjing, and has become a leading supplier of automation bus technology, products, and solutions in China.

Over the years, Solidot has focused on industrial bus technology to achieve interconnectivity of industrial products. The products have been widely used in industries and fields such as 3C, new energy, logistics, welding, water treatment, building control, and factory monitoring.

BUSINESS VISION

Leading Industrial interconnection, Making Smart Manufacturing easier.



DEVELOPMENT HISTORY

- 2023** Launched a new generation of slice remote I/O XB6S series products;
Released X-bus2.0 backplane protocol;
Released slice protocol conversion gateway, which can support a variety of bus protocols;
Released IO-Link bus I/O series products.
- 2022** Completed multiple rounds of financing and received favor from industrial capital;
Released slice multi-channel temperature controller, which supports various bus protocols.
- 2021** Included in the list of unicorn enterprises cultivated in Nanjing;
Released the first slice stepper driver in China;
Can support various bus protocols.
- 2020** Awarded high-tech enterprise certification;
Released horizontal I/O with multiple protocol support.
- 2019** Completed Pre-A round of financing led by well-known government capital;
Released X-bus1.0 backplane protocol;
based on which XB6 series high performance slice I/O was released.
- 2018** Went through business reorganization;
Released Vertical I/O, supporting multiple protocols;
Completed angel funding round.

CERTIFICATIONS AND PATENTS

Certifications



Patent Certificates



Computer software copyright registration certificates



Association membership certificates



INDUSTRY APPLICATIONS





Slice I/O

The innovative channel indicator design is adopted as the indicators are placed close to the channels, channel status is displayed intuitively and clearly, facilitating detection and maintenance. Terminal blocks are equipped with a spring-loaded connection, which is easy to pull and plug as well as quick to wire. Up to 32 modules and 1024 points can be accommodated to save space and reduce costs. A variety of bus protocols are supported in the current market. High-speed backplane bus is applied to guarantee faster transfer rate, as the scan cycle is less than 1ms.



Vertical Type I/O

Compact structure and small footprint, only measuring 102 mm × 72 mm × 25 mm. It takes up little space and runs fast. Terminal blocks are equipped with a spring-loaded connection, which is easy to pull and plug as well as quick to wire. Support a variety of bus protocols, adaptable to most manufacturers' master stations such as Siemens, Omron, Mitsubishi, etc. Simple configuration and cascading capability. Protection level is IP20.




Horizontal Type I/O

The height of the product is only 35mm, occupying little space, and can be flexibly adapted to complex industrial site environment. The innovative channel indicator design is adopted as the indicators are placed close to the channels, channel status is displayed intuitively and clearly, facilitating detection and maintenance. Support a variety of bus protocols, adaptable to most manufacturers' master stations such as Siemens, Omron, Mitsubishi, etc.



I/O Link

Up to IP67 protection level, suitable for harsh working environment. IO-Link v1.1 standard version is adopted. PROFINET, EtherCAT, EtherNet/IP, CC-Link IE Field Basic and other bus protocols are supported. The LED indicator provides channel-level protection and diagnostics.



Valve Terminal

The first domestic, self-developed valve terminal. Universal, compatible with SMC, FESTO, CKD, AirTAC and other mainstream solenoid valve models, support a variety of bus protocols. Additionally, the baseplate can be customized according to the numbers and models of solenoid valve based on customer demands. The baseplate is designed with aluminum alloy, which not only increases the mechanical performance of the product, but also increase the aesthetic of the product.



Motion Control

Offering a rich range of motion control products, including multi-protocol stepper driver modules, pulse positioning modules, PWM output modules, encoder counter modules and many other highly competitive products



Protocol Gateway

The protocol gateway supports a variety of mainstream protocol transformation, which can realize the communication between different protocol masters.



EtherCAT Junction

The #EtherCAT 4-Port junction has 4*RJ45 socket (1IN3OUT), can be used for interface expansion in the EtherCAT network field and supports various topology types.

> DISASSEMBLY DIAGRAM OF SLICE I/O



- Various coupler protocols
- PROFINET
 - EtherCAT
 - EtherNet/IP
 - CC-Link
 - CC-Link IE Field Basic
 - CC-Link IE TSN
 - Modbus TCP
 - PROFIBUS-DP
 - MECHATROLINK-III.....

Power Supply +Coupler

- 32, 16, 8 digital input/output
- 12 channels relay output
- Common terminal expansion module

Digital Modules

- 8、4 channels analog input/output, support voltage and current type
- 8、4 channels temperature acquisition, support RTD/TC/Resistor

Analog Modules

- 4 channels high-speed pulse output/positioning module
- 2channels high-speed encoder acquisition/counter module

Pulse Modules

- Extend system power supply and increase the number of expansion modules

Extended Power Modules

- RS485/232/422 interface
- Modbus RTU
- Free port

Serial Communication Modules

- Open-loop control, compatible with two-phase hybrid stepper motors
- Supports four motion modes: PP, PV, JOG, HM

Stepper Drive Modules

- Small footprint, support 32 digital input/output, space saving
- Matching MIL connector cable and terminal block, fast and efficient connection, saving wiring

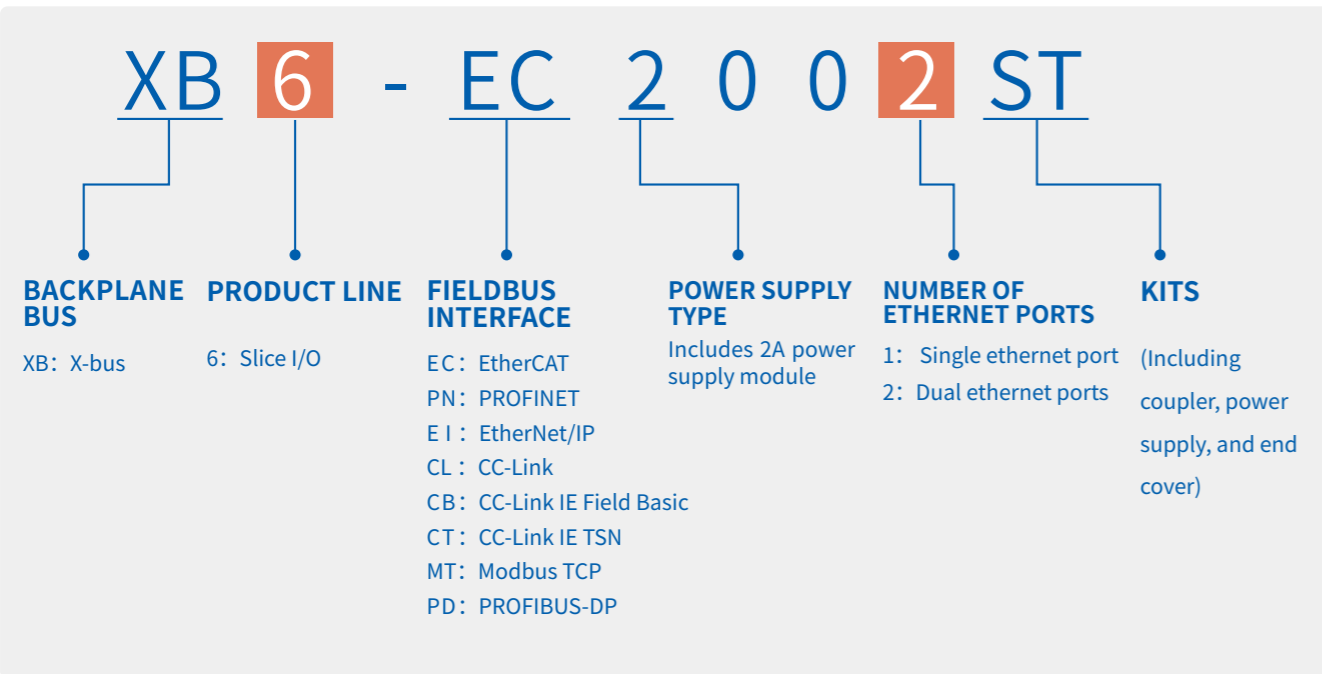
MIL Connector Modules

- X-bus Backplane bus terminal

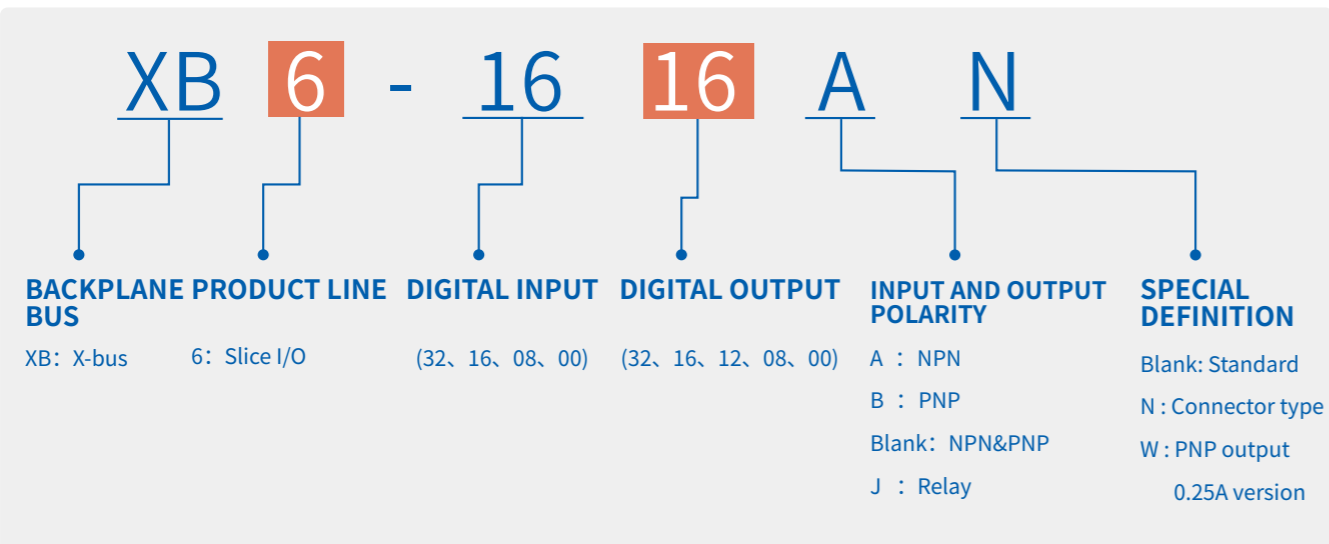
End Cover

> SLICE I/O NAMING RULE

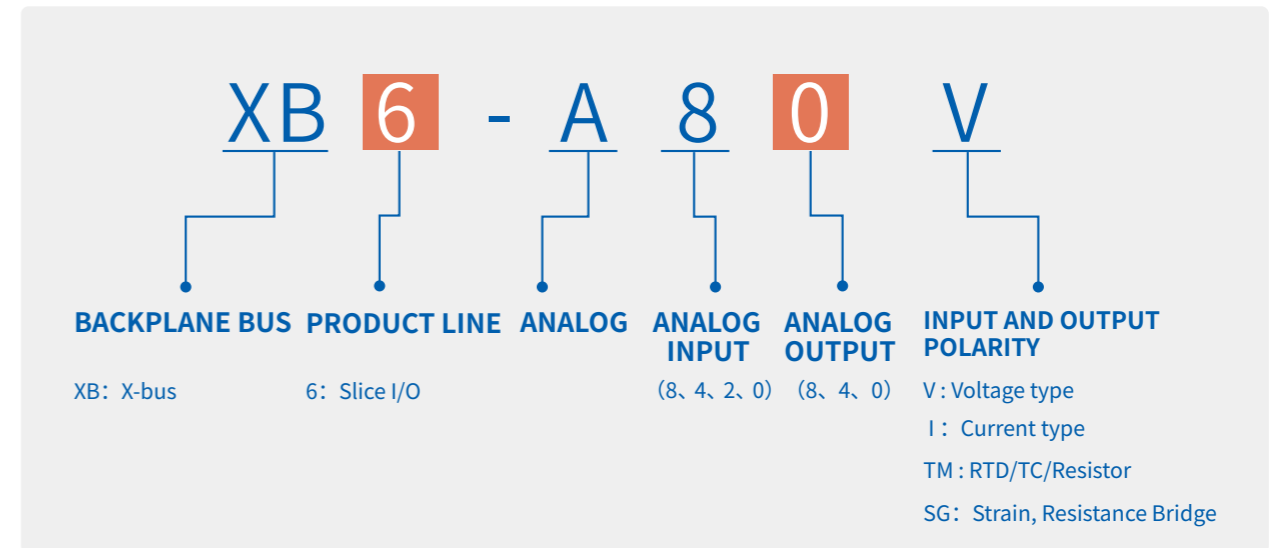
>> COUPLER



>> DIGITAL



>> ANALOG



> SLICE I/O MODELS

DI=digital input, DO= digital output

Coupler		
1	XB6-PN2002ST	PROFINET Coupler kit (with power supply, end cover)
2	XB6-EC2002ST	EtherCAT Coupler kit (with power supply, end cover)
3	XB6-EI2002ST	EtherNet/IP Coupler kit (with power supply, end cover)
4	XB6-CL2002ST	CC-Link Coupler kit (with power supply, end cover)
5	XB6-CB2002ST	CC-Link IE Field Basic Coupler kit (with power supply, end cover)
6	XB6-CT2002ST	CC-Link IE TSN Coupler kit (with power supply, end cover)
7	XB6-MT2002ST	Modbus TCP Coupler kit (with power supply, end cover)
8	XB6-PD2002ST	PROFIBUS-DP Coupler kit (with power supply, end cover)

Digital		
9	XB6-3200A	32 DI, NPN, European style terminal
10	XB6-0032A	32 DO, NPN, 0.5A, European style terminal
11	XB6-1616A	16 DI 16DO, NPN, 0.5A, European style terminal

12	XB6-3200B	32 DI, PNP, European style terminal
13	XB6-0032B	32 DO, PNP, 0.5A, European style terminal
14	XB6-1616B	16 DI, 16DO, PNP, 0.5A, European style terminal
15	XB6-3200N	32 DI, NPN&PNP, Connector type
16	XB6-0032AN	32 DO, NPN, 0.1A, Connector type
17	XB6-0032BN	32 DO, PNP, 0.1A, Connector type
18	XB6-1600A	16 DI, NPN, European style terminal
19	XB6-0016A	16 DO, NPN, 0.5A, European style terminal
20	XB6-1600B	16 DI, PNP, European style terminal
21	XB6-0016B	16 DO, PNP, 0.5A, European style terminal
22	XB6-0800A	8 DI, NPN, European style terminal
23	XB6-0008A	8 DO, NPN, 0.5A, European style terminal
24	XB6-0800B	8 DI, PNP, European style terminal
25	XB6-0008B	8 DO, PNP, 0.5A, European style terminal
26	XB6-0012J	12 DO, relay, 2A, European style terminal
27	XB6-0008B	8 DO, PNP, 0.5A, European style terminal

Analog input

28	XB6-A80V	U, 8 channels analog voltage input, -10~+10V / 0~+10V, ±0.1% accuracy
29	XB6-A40V	U, 4 channels analog voltage input, -10~+10V / 0~+10V, ±0.1% accuracy
30	XB6-A80I	I, 8 channels analog current input, 0~20mA / 4~20mA, ±0.1% accuracy
31	XB6-A40I	I, 4 channels analog current input, 0~20mA / 4~20mA, ±0.1% accuracy
32	XB6-A80TM	8 channels RTD/TC
33	XB6-A40TM	4 channels RTD/TC
34	XB6-A20SG	2-channel bridge acquisition module, ±0.4% accuracy

Analog output

35	XB6-A08V	U, 8 channels analog voltage output, -10~+10V / 0~+10V, ±0.1% accuracy
36	XB6-A04V	U, 4 channels analog voltage output, -10~+10V / 0~+10V, ±0.1% accuracy
37	XB6-A08I	I, 8 channels analog current output, 0~20mA/4-20mA, ±0.1% accuracy
38	XB6-A04I	I, 4 channels analog current output, 0~20mA/4-20mA, ±0.1% accuracy

Function Modules

39	XB6-C01SP	1-channel RS485/RS232/RS422 3-in-1 serial communication interface
40	XB6-DS521K	Two-phase hybrid open-loop single-axis stepper motor driver, 20-50V, 0.1~2.1A
41	XB6-P04A	4-channel pulse output module, 24V, NPN type, 200kHz
42	XB6-PWM4	4-channel PWM output module, 24V, PNP type, 20kHz
43	XB6-P20A	2-channel incremental encoder counter module, 24V, NPN&PNP type, 1.5MHz
44	XB6-P20D	2-channel incremental encoder counter module, 5V, differential, 500kHz
45	XB6-P20DS	2-channel SSI absolute encoder counter module, 5V, differential, 2MHz
46	XB6-PC80B	8-channel pulse counter module, 24V, PNP type, 600Hz
47	XB6-A40TDC	4-channel thermal resistance temperature control, ±0.1% accuracy

Other Modules

48	XB6-P2000	Extended Power Module 2A
49	XX6-C18_2	Slice I/O Common terminal expansion module
50	TM40-32AE	32-bit terminal block with lights, NPN
51	TM40-32BE	32-position terminal block with light, PNP
52	TM40-1000-1	Terminal block with matching cable 1m
53	TM40-3000-1	Terminal block with matching cable 3m
54	TM40-5000-1	Terminal block with matching cable 5m
55	TM40-1000-2	Terminal block with matching cable 1m (for PNP input)
56	TM40-3000-2	Terminal block with matching cable 3m (for PNP input)
57	TM40-5000-2	Terminal block with matching cable 5m (for PNP input)

> Motion Control Modules

>> Stepper Driver

- ① X-bus Backplane Bus, supporting EtherCAT, PROFINET, CC-Link IE Field Basic
- ② Operating voltage range: 20~50VDC, operating current range: 0.1-2.1A
- ③ Open-loop control, compatible with two-phase hybrid stepper motors
- ④ Supports four motion modes: PP, PV, JOG, HM
- ⑤ Maximum support for 256 subdivisions
- ⑥ Features support for brake, alarm, and position output

Product Model

XB6-DS521K	Two-phase hybrid open-loop single-axis stepper motor driver
------------	---



XB6-DS521K

>> Pulse Output Modules

- ① X-bus backplane bus, support EtherCAT, PROFINET, EtherNet/IP, CC-Link IE Field Basic
- ② 4-channel 24V single-ended high-speed pulse output, up to 200kHz
- ③ Support local positive limit, negative limit, home position and brake signal input
- ④ Support PP, PV, HM three operation modes
- ⑤ Built-in trapezoidal acceleration/deceleration algorithm and multiple zero return modes

Product Model

XB6-P04A	4-channel pulse output module
----------	-------------------------------



XB6-P04A

- ① Based on EtherCAT protocol, supports CiA402 axes
- ② Distributed clock support
- ③ 4-channel 5V differential high-speed pulse output, up to 400kHz
- ④ Support local positive limit, negative limit, home position and brake signal input

Product Model

EC4S-P04D	CiA402 4-axis pulse output module
-----------	-----------------------------------



EC4S-P04D

>> PWM Modules

- ① X-bus backplane bus, support EtherCAT, PROFINET
- ② Four-channel PWM output, maximum frequency 20kHz
- ③ Equipped with self-developed acceleration and deceleration algorithm, smooth transition of clock frequency and duty factor
- ④ Support channel level synchronization function, synchronize clock frequency and duty factor with one click
- ⑤ Up to 1A PWM drive capability

Product Model

XB6-PWM4	4-channel PWM output module
----------	-----------------------------



XB6-PWM4

>> Pulse Counter Modules



XB6-P20D Slice I/O	EC4-P20D Integrated I/O	XB6-P20A Slice I/O	XB6-P20DS Slice I/O	XB6-PC80B Slice I/O
-----------------------	----------------------------	-----------------------	------------------------	------------------------

- ① Support EtherCAT, PROFINET, EtherNet/IP, CC-Link IE Field Basic and other major protocols
- ② Support counting requirements of encoders, optical/magnetic scales and various sensors
- ③ Support AB quadrature, directional pulse and double pulse protocols
- ④ Support comparison output and input latching function

>>> Product Models

1	XB6-P20D	2-channel incremental encoder counter module, 5V-differential, 500kHz
2	EC4-P20D	2-channel incremental encoder counter module, 5V-differential, 500kHz
3	XB6-P20A	2-channel incremental encoder counter module, 24V-NPN&PNP type, 1.5MHz
4	XB6-P20DS	2-channel SSI absolute encoder counter module, 5V-differential, 2MHz
5	XB6-PC80B	8-channel pulse counter module, 24V-PNP type, 600Hz

Offering a rich range of motion control products, including multi-protocol stepper driver modules, pulse positioning modules, PWM output modules, encoder counter modules and many other highly competitive products.



> Protocol Gateway

>> Robot gateway Robot X



sDot Robot X Protocol Gateway



*This kit is for reference only



>>> Product Models

1	GW6L-A0A0(L256)	Slice Gateway EtherCAT slave to EtherCAT slave (fixed length 256 bytes)
2	GW6L-A0B0(L256)	Slice Gateway EtherCAT slave to PROFINET slave (fixed length 256 bytes)
3	GW6L-A0C0(L256)	Slice Gateway EtherCAT slave to EtherNet/IP slave (fixed length 256 bytes)
4	GW6L-A0D0(L256)	Slice Gateway EtherCAT slave to CC-Link slave (fixed length 256 bytes)
5	GW6L-B0B0(L256)	Slice Gateway PROFINET slave to PROFINET slave (fixed length 256 bytes)

6	GW6L-B0C0(L256)	Slice Gateway PROFINET slave to EtherNet/IP slave (fixed length 256 bytes)
7	GW6L-B0D0(L256)	Slice Gateway PROFINET slave to CC-Link slave (fixed length 256 bytes)
8	GW6L-C0C0(L256)	Slice Gateway EtherNet/IP slave to EtherNet/IP slave (fixed length 256 bytes)
9	GW6L-C0D0(L256)	Slice Gateway EtherNet/IP slave to CC-Link slave (fixed length 256 bytes)
10	GW6L-D0D0(L256)	Slice Gateway CC-Link slave to CC-Link slave (fixed length 256 bytes)

>>> EtherCAT Junction

- 1 4*RJ45 socket (1IN/3OUT), support cascade connection of junctions
- 2 Based on high-performance EtherCAT ASIC communication chip to offer faster speed
- 3 Easy configuration and support most mainstream EtherCAT master stations
- 4 Power supply system supports reverse connection protection and short circuit protection



SW4-ECP04

>>> Integrated Serial Interface Gateway

- 1 Industrial Ethernet 2-port serial output
- 2 Support RS232/RS485/RS422 three interfaces
- 3 MR: Support Modbus RTU Master&Slave
- 4 FP: Support Freeport, protocol package, pass-through



>>> Product Models

1	PN4-GW2MR	PROFINET to Modbus RTU protocol
2	PN4-GW2FP	PROFINET to Free port protocol

>>> XB6 Series Serial Communication Modules

- 1 Support RS232/RS485/RS422 three interfaces
- 2 Support Modbus RTU/Ascii Master
- 3 Support Freeport
- 4 Support for customization of each master function block



XB6-C01SP

> INTEGRATED I/O NAMING RULE

>> DIGITAL

XX 4 - 16 16 B W

FIELDBUS TYPES	PRODUCT LINE	DIGITAL INPUT	DIGITAL OUTPUT	INPUT AND OUTPUT POLARITY	SPECIAL DEFINITION
EC : EtherCAT	3: Horizontal type	(32、24、16、08、	(32、24、16、12、08、	A : NPN	Blank: Standard
PN : PROFINET	4: Vertical type	00)	00)	B : PNP	W : PNP output
EI : EtherNet/IP	7: IP67			Blank: NPN&PNP	0.25A version
CC : CC-Link				J : Relay	
CB : CC-Link IE Field Basic					
MT : Modbus TCP					
DN : DeviceNet					

>> ANALOG

XX 4 - A 8 0 V

FIELDBUS TYPES	PRODUCT LINE	ANALOG	ANALOG INPUT	ANALOG OUTPUT	INPUT AND OUTPUT POLARITY
EC : EtherCAT	3: Horizontal type		(8、4、0)	(8、4、0)	V : Voltage type
PN : PROFINET	4: Vertical type				I : Current type
EI : EtherNet/IP	7: IP67				
CC : CC-Link					
CB : CC-Link IE Field Basic					
MT : Modbus TCP					
DN : DeviceNet					

> VERTICAL TYPE I/O

- 1 Small footprint: 102×72×25mm
- 2 Fast speed: High-speed ARM + dedicated ASIC
- 3 High level of integration: Up to 32 digital channels, Up to 8 analog channels



- Easy to maintain:** Terminal blocks are pluggable, easy to inspect issues
- Convenient to expand:** built-in dual Ethernet ports, modules can be cascaded
- Comprehensive modules:** digital, analog, temperature, positioning, and counting modules are covered.
- Easy to install:** 35mm standard DIN rail



> VERTICAL TYPE I/O MODELS

>> EtherCAT

EtherCAT (Ethernet Control Automation Technology) is an open architecture, Ethernet-based fieldbus system with the abbreviation CAT for Control Automation Technology, which was first developed by Beckhoff in Germany.

Solidot's products are compatible with most EtherCAT master products currently available in the market:



DI=digital input, DO= digital output

Single-wire digital I/O		
1	EC4-3200A	EtherCAT, Intergrated I/O, 32DI, NPN
2	EC4-2408A	EtherCAT, Intergrated I/O, 24DI, 8DO, NPN, 0.5A
3	EC4-1616A	EtherCAT, Intergrated I/O, 16DI, 16DO, NPN, 0.5A
4	EC4-0824A	EtherCAT, Intergrated I/O, 8DI, 24DO, NPN, 0.5A
5	EC4-0032A	EtherCAT, Intergrated I/O, 32DO, NPN, 0.5A
6	EC4-1600A	EtherCAT, Intergrated I/O, 16DI, NPN
7	EC4-0808A	EtherCAT, Intergrated I/O, 8DI, 8DO, NPN, 0.5A
8	EC4-0016A	EtherCAT, Intergrated I/O, 16DO, NPN, 0.5A
9	EC4-3200B	EtherCAT, Intergrated I/O, 32DI, PNP

10	EC4-2408B	EtherCAT, Intergrated I/O, 24DI, 8DO, PNP, 0.5A
11	EC4-1616B	EtherCAT, Intergrated I/O, 16DI, 16DO, PNP, 0.5A
12	EC4-0824B	EtherCAT, Intergrated I/O, 8DI, 24DO, PNP, 0.5A
13	EC4-0032B	EtherCAT, Intergrated I/O, 32DO, PNP, 0.5A
14	EC4-1600B	EtherCAT, Intergrated I/O, 16DI, PNP
15	EC4-0808B	EtherCAT, Intergrated I/O, 8DI, 8DO, PNP, 0.5A
16	EC4-0016B	EtherCAT, Intergrated I/O, 16DO, PNP, 0.5A
17	EC4-0012J	EtherCAT, Intergrated I/O, 12DO, Relay, 2A
18	EC4-1612J	EtherCAT, Intergrated I/O, 16DI, 12DO, Relay, 2A

Analog input		
19	EC4-A40V	EtherCAT, Intergrated I/O, U, 4 channels analog voltage input, -10~+10V / 0~+10V, ±0.1% accuracy
20	EC4-A80V	EtherCAT, Intergrated I/O, U, 8 channels analog voltage input, -10~+10V / 0~+10V, ±0.1% accuracy
21	EC4-A40I	EtherCAT, Intergrated I/O, I, 4 channels analog current input, 0~20mA / 4~20mA, ±0.1% accuracy
22	EC4-A80I	EtherCAT, Intergrated I/O, I, 8 channels analog current input, 0~20mA / 4~20mA, ±0.1% accuracy

Analog output		
23	EC4-A04V	EtherCAT, Intergrated I/O, U, 4 channels analog voltage output, -10~+10V / 0~+10V, ±0.1% accuracy
24	EC4-A08V	EtherCAT, Intergrated I/O, U, 8 channels analog voltage output, -10~+10V / 0~+10V, ±0.1% accuracy
25	EC4-A04I	EtherCAT, Intergrated I/O, I, 4 channels analog current output, 0~20mA/4-20mA, ±0.1% accuracy
26	EC4-A08I	EtherCAT, Intergrated I/O, I, 8 channels analog current output, 0~20mA/4-20mA, ±0.1% accuracy

Function Modules		
27	EC4-P20D	2-channel incremental encoder counter module, 5V-differential, 500kHz
28	EC4S-P04D	CiA402 4-axis pulse output module, 5V-differential, 400kHz

29	XX4-C10_4	Integrated public terminal expansion module, supporting 2-wire and 3-wire
----	-----------	---

>> PROFINET

PROFINET was introduced by PROFIBUS International (PI) and is a new generation of automation bus standard based on industrial Ethernet technology. PROFINET provides a complete network solution for the automation communication field, including current hot topics in the automation field such as real-time Ethernet, motion control, distributed automation, fault safety, and network security. As a cross-vendor technology, it is fully compatible with industrial Ethernet and existing field bus technologies such as PROFIBUS.

Solidot's products mainly cover integrated I/O, slice I/O, and valve terminals, which are compatible with Siemens S7-1500, S7-1200, S7-200 SMART, and CNC systems, providing a wide range of applications in many industries.

DI=digital input, DO= digital output

Single-wire digital I/O		
1	PN4-3200A	PROFINET, Intergrated I/O, 32DI, NPN
2	PN4-2408A	PROFINET, Intergrated I/O, 24DI, 8DO, NPN, 0.5A
3	PN4-1616A	PROFINET, Intergrated I/O, 16DI, 16DO, NPN, 0.5A
4	PN4-0824A	PROFINET, Intergrated I/O, 8DI, 24DO, NPN, 0.5A
5	PN4-0032A	PROFINET, Intergrated I/O, 32DO, NPN, 0.5A
6	PN4-1600A	PROFINET, Intergrated I/O, 16DI, NPN
7	PN4-0808A	PROFINET, Intergrated I/O, 8DI, 8DO, NPN, 0.5A
8	PN4-0016A	PROFINET, Intergrated I/O, 16DO, NPN, 0.5A
9	PN4-3200B	PROFINET, Intergrated I/O, 32DI, PNP
10	PN4-2408B	PROFINET, Intergrated I/O, 24DI, 8DO, PNP, 0.5A
11	PN4-1616B	PROFINET, Intergrated I/O, 16DI, 16DO, PNP, 0.5A
12	PN4-0824B	PROFINET, Intergrated I/O, 8DI, 24DO, PNP, 0.5A
13	PN4-0032B	PROFINET, Intergrated I/O, 32DO, PNP, 0.5A
14	PN4-1600B	PROFINET, Intergrated I/O, 16DI, PNP
15	PN4-0808B	PROFINET, Intergrated I/O, 8DI, 8DO, PNP, 0.5A
16	PN4-0016B	PROFINET, Intergrated I/O, 16DO, PNP, 0.5A
17	PN4-0012J	PROFINET, Intergrated I/O, 12DO, Relay, 2A
18	PN4-1612J	PROFINET, Intergrated I/O, 16DI, 12DO, Relay, 2A
19	PN4-1616P	PROFINET, Intergrated I/O, 16DI, 16DO, IInput compatible NPN/PNP, output PNP

Analog input		
19	PN4-A40V	PROFINET, Intergrated I/O, U, 4 channels analog voltage input,support multiple ranges, maximum -10~+10V, ±0.1% accuracy
20	PN4-A80V	PROFINET, Intergrated I/O, U, 8 channels analog voltage input,support multiple ranges, maximum -10~+10V, ±0.1% accuracy
21	PN4-A40I	PROFINET, Intergrated I/O, I, 4 channels analog current input, 0~20mA / 4~20mA, ±0.1% accuracy
22	PN4-A80I	PROFINET, Intergrated I/O, I, 8 channels analog current input, 0~20mA / 4~20mA, ±0.1% accuracy

Analog output		
23	PN4-A04V	PROFINET, Intergrated I/O, U, 4 channels analog voltage output, support multiple ranges, maximum -10~+10V, ±0.1% accuracy
24	PN4-A08V	PROFINET, Intergrated I/O, U, 8 channels analog voltage output, support multiple ranges, maximum -10~+10V, ±0.1% accuracy
25	PN4-A04I	PROFINET, Intergrated I/O, I, 4 channels analog current output, 0~20mA/4-20mA, ±0.1% accuracy
26	PN4-A08I	PROFINET, Intergrated I/O, I, 8 channels analog current output, 0~20mA/4-20mA, ±0.1% accuracy

Function Modules		
27	PN4-GW2MR	PROFINET to 232/485/422 Modbus RTU protocol
28	PN4-GW2FP	PROFINET to 232/485/422 Free Port Protocol

29	XX4-C10_4	Integrated public terminal expansion module, supporting 2-wire and 3-wire
----	-----------	---

>> EtherNet/IP

The abbreviation "IP" in the name stands for "Industrial Protocol", which is an industrial Ethernet communication protocol developed by Rockwell Automation and managed by ODVA (Open DeviceNet Vendors Association). It can be used in program control and other automation applications and is part of the Common Industrial Protocol (CIP). Solidot is one of the earliest companies in China to develop EIP protocol related products and our products mainly adapt the following master products:



DI=digital input, DO= digital output

Single-wire digital I/O		
1	EI4-3200A	EtherNet/IP, Intergrated I/O, 32DI, NPN
2	EI4-2408A	EtherNet/IP, Intergrated I/O, 24DI, 8DO, NPN, 0.5A
3	EI4-1616A	EtherNet/IP, Intergrated I/O, 16DI, 16DO, NPN, 0.5A
4	EI4-0824A	EtherNet/IP, Intergrated I/O, 8DI, 24DO, NPN, 0.5A
5	EI4-0032A	EtherNet/IP, Intergrated I/O, 32DO, NPN, 0.5A
6	EI4-1600A	EtherNet/IP, Intergrated I/O, 16DI, NPN
7	EI4-0808A	EtherNet/IP, Intergrated I/O, 8DI, 8DO, NPN, 0.5A
8	EI4-0016A	EtherNet/IP, Intergrated I/O, 16DO, NPN, 0.5A
9	EI4-3200B	EtherNet/IP, Intergrated I/O, 32DI, PNP
10	EI4-2408B	EtherNet/IP, Intergrated I/O, 24DI, 8DO, PNP, 0.5A
11	EI4-1616B	EtherNet/IP, Intergrated I/O, 16DI, 16DO, PNP, 0.5A
12	EI4-0824B	EtherNet/IP, Intergrated I/O, 8DI, 24DO, PNP, 0.5A
13	EI4-0032B	EtherNet/IP, Intergrated I/O, 32DO, PNP, 0.5A
14	EI4-1600B	EtherNet/IP, Intergrated I/O, 16DI, PNP
15	EI4-0808B	EtherNet/IP, Intergrated I/O, 8DI, 8DO, PNP, 0.5A
16	EI4-0016B	EtherNet/IP, Intergrated I/O, 16DO, PNP, 0.5A

Analog input		
17	EI4-A40V	EtherNet/IP, Intergrated I/O, U, 4 channels analog voltage input,support multiple ranges, maximum -10~+10V, ±0.1% accuracy
18	EI4-A80V	EtherNet/IP, Intergrated I/O, U, 8 channels analog voltage input,support multiple ranges, maximum -10~+10V, ±0.1% accuracy
19	EI4-A40I	EtherNet/IP, Intergrated I/O, I, 4 channels analog current input, 0~20mA / 4~20mA, ±0.1% accuracy
20	EI4-A80I	EtherNet/IP, Intergrated I/O, I, 8 channels analog current input, 0~20mA / 4~20mA, ±0.1% accuracy

Analog output		
21	EI4-A04V	EtherNet/IP, Intergrated I/O, U, 4 channels analog voltage output, support multiple ranges, maximum -10~+10V, ±0.1% accuracy
22	EI4-A08V	EtherNet/IP, Intergrated I/O, U, 8 channels analog voltage output, support multiple ranges, maximum -10~+10V, ±0.1% accuracy
23	EI4-A04I	EtherNet/IP, Intergrated I/O, I, 4 channels analog current output, 0~20mA/4-20mA, ±0.1% accuracy
24	EI4-A08I	EtherNet/IP, Intergrated I/O, I, 8 channels analog current output, 0~20mA/4-20mA, ±0.1% accuracy

25	XX4-C10_4	Integrated public terminal expansion module, supporting 2-wire and 3-wire
----	-----------	---

>> CC-Link

CC-Link is an open fieldbus with large data capacity and multi-level selectable communication speed, and it is a composite, open and adaptable network system that can be adapted to different ranges from higher management level networks to lower sensor level networks. Led by Mitsubishi, FX5U, L, Q, IQ-R series PLCs are the most common CC-Link master stations. Solidot CC-Link has a Solidot's products mainly cover integrated I/O, Slice I/O, and valve terminals.

DI=digital input, DO= digital output

Single-wire digital I/O		
1	CC4-3200AL	CC-Link, Intergrated I/O, 32DI, NPN, input delay ≤ 1.5ms
2	CC4-0032A	CC-Link, Intergrated I/O, 32DO, NPN, 0.5A
3	CC4-1616AL	CC-Link, Intergrated I/O, 16DI, 16DO, NPN, input delay ≤ 1.5ms, 0.5A
4	CC4-1600AL	CC-Link, Intergrated I/O, 16DI, NPN, input delay ≤ 1.5ms
5	CC4-0016A	CC-Link, Intergrated I/O, 16DO, NPN, 0.5A
6	CC4-0808AL	CC-Link, Intergrated I/O, 8DI, 8DO, NPN, input delay ≤ 1.5ms, 0.5A
7	CC4-3200BL	CC-Link, Intergrated I/O, 32DI, PNP, input delay ≤ 1.5ms
8	CC4-0032B	CC-Link, Intergrated I/O, 32 DO, PNP, 0.5A
9	CC4-1616BL	CC-Link, Intergrated I/O, 16DI, 16DO, PNP, input delay ≤ 1.5ms, 0.5A
10	CC4-1600BL	CCC-Link, Intergrated I/O, 16DI, PNP, input delay ≤ 1.5ms
11	CC4-0016B	CC-Link, Intergrated I/O, 16 DO, PNP, 0.5A
12	CC4-0808BL	CC-Link, Intergrated I/O, 8DI, 8DO, PNP, input delay ≤ 1.5ms, 0.5A
13	CC4-3200A	CC-Link, Intergrated I/O, 32DI, NPN
14	CC4-1600A	CC-Link, Intergrated I/O, 16DI, NPN
15	CC4-1616A	CC-Link, Intergrated I/O, 16DI, 16DO, NPN, 0.5A
16	CC4-0808A	CC-Link, Intergrated I/O, 8DI, 8DO, NPN, 0.5A
17	CC4-3200B	CC-Link, Intergrated I/O, 8DI, 8DO, NPN, 0.5A
18	CC4-1600B	CC-Link, Intergrated I/O, 16 DI, PNP
19	CC4-1616B	CC-Link, Intergrated I/O, 16DI, 16DO, PNP, 0.5A
20	CC4-0808B	CC-Link, Intergrated I/O, 8DI, 8DO, PNP, 0.5A

Analog input		
21	CC4-A40V	CC-Link, Intergrated I/O, U, 4 channels analog voltage input, -10~+10V / 0~+5V / 1~+5V, ±0.1% accuracy
22	CC4-A80V	CC-Link, Intergrated I/O, U, 8 channels analog voltage input, -10~+10V / 0~+5V / 1~+5V, ±0.1% accuracy
23	CC4-A40I	CC-Link, Intergrated I/O, I, 4 channels analog current input, 0~20mA / 4~20mA, ±0.1% accuracy
24	CC4-A80I	CC-Link, Intergrated I/O, I, 8 channels analog current input, 0~20mA / 4~20mA, ±0.1% accuracy

Analog output		
25	CC4-A04V	CC-Link, Intergrated I/O, U, 4 channels analog voltage output, -10~+10V / 0~+5V / 1~+5V, ±0.1% accuracy
26	CC4-A08V	CC-Link, Intergrated I/O, U, 8 channels analog voltage output, -10~+10V / 0~+5V / 1~+5V, ±0.1% accuracy
27	CC4-A04I	CC-Link, Intergrated I/O, I, 4 channels analog current output, 0~20mA/4-20mA, ±0.1% accuracy
28	CC4-A08I	CC-Link, Intergrated I/O, I, 8 channels analog current output, 0~20mA/4-20mA, ±0.1% accuracy

29	XX4-C10_4	Integrated public terminal expansion module, supporting 2-wire and 3-wire
----	-----------	---

>> CC-Link IE Field Basic

CC-Link IE Field Basic is a new member of the CC-Link IE protocol and is a bus network based on the standard 100Mbps Ethernet, specifically designed to provide a low-cost control network for small-scale systems that do not require high-speed control. Solidot has been a long-term partner of CLPA and has developed CC-Link and CC-Link IE compatible products. CC-Link IE Field Basic products can be used with Mitsubishi FX5U, L, Q, IQ-R PLCs.

DI=digital input, DO= digital output

Single-wire digital I/O		
1	CB4-3200A	CC-Link IE Field Basic, Integrated I/O, 32DI, NPN
2	CB4-2408A	CC-Link IE Field Basic, Integrated I/O, 24DI, 8DO, NPN, 0.5A
3	CB4-1616A	CC-Link IE Field Basic, Integrated I/O, 16DI, 16DO, NPN, 0.5A
4	CB4-0824A	CC-Link IE Field Basic, Integrated I/O, 8DI, 24DO, NPN, 0.5A
5	CB4-0032A	CC-Link IE Field Basic, Integrated I/O, 32DO, NPN, 0.5A
6	CB4-1600A	CC-Link IE Field Basic, Integrated I/O, 16DI, NPN
7	CB4-0808A	CC-Link IE Field Basic, Integrated I/O, 8DI, 8DO, NPN, 0.5A
8	CB4-0016A	CC-Link IE Field Basic, Integrated I/O, 16DO, NPN, 0.5A
9	CB4-3200B	CC-Link IE Field Basic, Integrated I/O, 32DI, PNP
10	CB4-1616B	CC-Link IE Field Basic, Integrated I/O, 16DI, 16DO, PNP
11	CB4-0032B	CC-Link IE Field Basic, Integrated I/O, 32 DO, PNP
12	CB4-1600B	CC-Link IE Field Basic, Integrated I/O, 16DI, PNP
13	CB4-0016B	CC-Link IE Field Basic, Integrated I/O, 16 DO, PNP
14	CB4-0808B	CC-Link IE Field Basic, Integrated I/O, 8 DI, 8DO, PNP
15	CB4-2408B	CC-Link IE Field Basic, Integrated I/O, 24DI, 8DO, PNP
16	CB4-0824B	CC-Link IE Field Basic, Integrated I/O, 8DI, 24DO, PNP
17	CB4-1612J	CC-Link IE Field Basic, Integrated I/O, 16 DI(NPN/PNP), 12-channel relay output
18	CB4-0012J	CC-Link IE Field Basic, Integrated I/O, 12-channel relay output

Analog input		
19	CB4-A40V	CC-Link IE Field Basic, Integrated I/O, U, 4 channels analog voltage input, -10~+10V / 0~+10V, ±0.1% accuracy
20	CB4-A80V	CC-Link IE Field Basic, Integrated I/O, U, 8 channels analog voltage input, -10~+10V / 0~+10V, ±0.1% accuracy
21	CB4-A40I	CC-Link IE Field Basic, Integrated I/O, I, 4 channels analog current input, 0~20mA / 4~20mA, ±0.1% accuracy
22	CB4-A80I	CC-Link IE Field Basic, Integrated I/O, I, 8 channels analog current input, 0~20mA / 4~20mA, ±0.1% accuracy

Analog output		
23	CB4-A04V	CC-Link IE Field Basic, Integrated I/O, U, 4 channels analog voltage output, -10~+10V / 0~+10V, ±0.1% accuracy
24	CB4-A08V	CC-Link IE Field Basic, Integrated I/O, U, 8 channels analog voltage output, -10~+10V / 0~+10V, ±0.1% accuracy
25	CB4-A04I	CC-Link IE Field Basic, Integrated I/O, I, 4 channels analog current output, 0~20mA/4-20mA, ±0.1% accuracy
26	CB4-A08I	CC-Link IE Field Basic, Integrated I/O, I, channels analog current output, 0~20mA/4-20mA, ±0.1% accuracy

29	XX4-C10_4	Integrated public terminal expansion module, supporting 2-wire and 3-wire
----	-----------	---

>> Modbus TCP

Modbus is a serial communication protocol published by Modicon (now Schneider Electric) in 1979 for communication with programmable logic controllers (PLCs). Modbus has become a de facto standard communication protocol in the industrial field and is now a common way to connect industrial electronic devices. There are versions of the Modbus protocol for serial ports, Ethernet, and other networks supporting Internet protocols. Solidot Modbus TCP products have built-in Ethernet switches for easier wiring. They are usually used with PLCs from Labview, Siemens, Beckhoff, and Schneider Electric.

DI=digital input, DO= digital output

Single-wire digital I/O		
1	MT4-3200A	Modbus TCP, Integrated I/O, 32DI, NPN
2	MT4-1616A	Modbus TCP, Integrated I/O, 16DI, 16DO, NPN, 0.5A
3	MT4-0032A	Modbus TCP, Integrated I/O, 32DO, NPN, 0.5A
4	MT4-1600A	Modbus TCP, Integrated I/O, 16DI, NPN
5	MT4-0808A	Modbus TCP, Integrated I/O, 8DI, 8DO, NPN, 0.5A
6	MT4-0016A	Modbus TCP, Integrated I/O, 16DO, NPN, 0.5A
7	MT4-1616B	Modbus TCP, Integrated I/O, 16DI, 16DO, PNP, 0.5A
8	MT4-3200B	Modbus TCP, Integrated I/O, 32DI, PNP
9	MT4-1600B	Modbus TCP, Integrated I/O, 16DI, PNP
10	MT4-0032B	Modbus TCP, Integrated I/O, 32 DO, PNP
11	MT4-0016B	Modbus TCP, Integrated I/O, 16 DO, PNP
12	MT4-0808B	Modbus TCP, Integrated I/O, 8DI, 8DO, PNP
13	MT4-2408A	Modbus TCP, Integrated I/O, 24 DI, 8DO, NPN
14	MT4-1612J	Modbus TCP, Integrated I/O, 16 DI, 12-channel relay output, input compatible NPN/PNP
15	MT4-1616P	Modbus TCP, Integrated I/O, 16DI, 16DO, output compatible NPN/PNP, output PNP type

Analog input		
16	MT4-A40V	Modbus TCP, Integrated I/O, U, 4 channels analog voltage input, support multiple ranges, maximum -10~+10V, $\pm 0.1\%$ accuracy
17	MT4-A80V	Modbus TCP, Integrated I/O, U, 8 channels analog voltage input, support multiple ranges, maximum -10~+10V, $\pm 0.1\%$ accuracy
18	MT4-A40I	Modbus TCP, Integrated I/O, I, 4 channels analog current input, 0~20mA / 4~20mA, $\pm 0.1\%$ accuracy
19	MT4-A80I	Modbus TCP, Integrated I/O, I, 8 channels analog current input, 0~20mA / 4~20mA, $\pm 0.1\%$ accuracy

Analog output		
20	MT4-A04V	Modbus TCP, Integrated I/O, U, 4 channels analog voltage output, support multiple ranges, maximum -10~+10V, $\pm 0.1\%$ accuracy
21	MT4-A08V	Modbus TCP, Integrated I/O, U, 8 channels analog voltage output, support multiple ranges, maximum -10~+10V, $\pm 0.1\%$ accuracy
22	MT4-A04I	Modbus TCP, Integrated I/O, I, 4 channels analog current output, 0~20mA/4-20mA, $\pm 0.1\%$ accuracy
23	MT4-A08I	Modbus TCP, Integrated I/O, I, 8 channels analog current output, 0~20mA/4-20mA, $\pm 0.1\%$ accuracy

24	XX4-C10_4	Integrated public terminal expansion module, supporting 2-wire and 3-wire
----	-----------	---

>> DeviceNet

DeviceNet is a field bus standard for automation technology developed by Allen-Bradley in 1994. DeviceNet uses controller area network (CAN) as its underlying communication protocol, and has defined profiles for different devices at its application layer. Its main applications include information exchange, safety equipment, and large control systems. It has a high market share in the United States. Solidot's products include integrated I/O, which is used with Omron CJ series PLC and ABB robots.

DI=digital input, DO= digital output

Single-wire digital I/O		
1	DN4-3200A	DeviceNet, Integrated I/O, 32DI, NPN
2	DN4-1616A	DeviceNet, Integrated I/O, 16DI, 16DO, NPN, 0.5A
3	DN4-0032A	DeviceNet, Integrated I/O, 32DO, NPN, 0.5A
4	DN4-1600A	DeviceNet, Integrated I/O, 16DI, NPN
5	DN4-0808A	DeviceNet, Integrated I/O, 8DI, 8DO, NPN, 0.5A
6	DN4-0016A	DeviceNet, Integrated I/O, 16DO, NPN, 0.5A
7	DN4-3200B	DeviceNet, Integrated I/O, 32DI, PNP
8	DN4-0032B	DeviceNet, Integrated I/O, 32DO, PNP
9	DN4-1616B	DeviceNet, Integrated I/O, 16DI, 16DO, PNP
10	DN4-1600B	DeviceNet, Integrated I/O, 16DI, PNP
11	DN4-0016B	DeviceNet, Integrated I/O, 16DO, PNP
12	DN4-0808B	DeviceNet, Integrated I/O, 8DI, 8DO, PNP
13	XX4-C10_4	Integrated public terminal expansion module

> HORIZONTAL TYPE I/O - CC3S

- 1 Digital input signals are compatible with NPN & PNP
- 2 The height is only 35mm
- 3 Can filter out glitch within 1.5ms, a variety of digital input delay models are available
- 4 The innovative channel indicator design is adopted as the indicators are placed close to the channels, channel status is displayed intuitively and clearly, facilitating detection and maintenance



>> HORIZONTAL TYPE I/O CC3S MODELS

DI=digital input, DO= digital output

Single-wire digital I/O		
1	CC3S-3200	CC-Link, Integrated I/O, 32DI, NPN & PNP compatible, Spring terminal
2	CC3S-1616A	CC-Link, Integrated I/O, 16DI, 16DO, NPN, 0.5A, Spring terminal
3	CC3S-1616B	CC-Link, Integrated I/O, 16DI, 16DO, PNP, 0.5A, Spring terminal
4	CC3S-0032A	CC-Link, Integrated I/O, 32DO, NPN, 0.5A, Spring terminal
5	CC3S-0032B	CC-Link, Integrated I/O, 32DO, PNP, 0.5A, Spring terminal

100 Mbps industrial Ethernet port. Simple configuration and support for major controllers. DIN 35 mm standard rail mounting, stable and fast wiring.



> HORIZONTAL TYPE I/O

- ① Digital input signals are compatible with NPN & PNP
- ② The height is only 35mm
- ③ The innovative channel indicator design is adopted as the indicators are placed close to the channels, channel status is displayed intuitively and clearly, facilitating detection and maintenance.



100 Mbps industrial Ethernet port. Simple configuration and support for major controllers. DIN 35 mm standard rail mounting, using screw-fixed wiring terminal, stable and fast wiring.



> HORIZONTAL TYPE I/O MODELS

DI=digital input, DO= digital output

Single-wire digital I/O		
1	EI3-3200	Ethernet/IP, Integrated I/O, 32DI, NPN & PNP compatible, Screw terminal
2	EI3-1616A	Ethernet/IP, Integrated I/O, 16DI, 16DO, NPN, 0.5A, Screw terminal
3	EI3-1616B	Ethernet/IP, Integrated I/O, 16DI, 16DO, PNP, 0.5A, Screw terminal
4	EI3-0032A	Ethernet/IP, Integrated I/O, 32DO, NPN, 0.5A, Screw terminal
5	EI3-0032B	Ethernet/IP, Integrated I/O, 32DO, PNP, 0.5A, Screw terminal
6	PN3-3200	PROFINET, Integrated I/O, 32DI, NPN & PNP compatible, Screw terminal
7	PN3-1616A	PROFINET, Integrated I/O, 16DI, 16DO, NPN, 0.5A, Screw terminal
8	PN3-1616B	PROFINET, Integrated I/O, 16DI, 16DO, PNP, 0.5A, Screw terminal
9	PN3-0032A	PROFINET, Integrated I/O, 32DO, NPN, 0.5A, Screw terminal
10	PN3-0032B	PROFINET, Integrated I/O, 32DO, PNP, 0.5A, Screw terminal
11	EC3-3200	EtherCAT, Integrated I/O, 32DI, NPN & PNP compatible, Screw terminal
12	EC3-1616A	EtherCAT, Integrated I/O, 16DI, 16DO, NPN, 0.5A, Screw terminal
13	EC3-1616B	EtherCAT, Integrated I/O, 16DI, 16DO, PNP, 0.5A, Screw terminal
14	EC3-0032A	EtherCAT, Integrated I/O, 32DO, NPN, 0.5A, Screw terminal
15	EC3-0032B	EtherCAT, Integrated I/O, 32DO, PNP, 0.5A, Screw terminal

> VALVE TERMINAL


- ① Support multiple bus protocols
- ② Save wiring, only one power cable and one communication cable is needed
- ③ Support short-circuit / open-circuit diagnostics
- ④ Support single channel clear/hold function
- ⑤ Output channel counting function
- ⑥ Support up to 24 double solenoid valves



Solidot valve terminal is China's first self-developed valve terminal and has strong universality. Products can be customized according to the numbers and models of solenoid valve based on customer demands. It supports protocols like PROFINET, EtherCAT, EtherNet/IP, CC-Link IE Field Basic, ect. The conventional bus plate is adopted to freely extend input and output modules, achieving closed-loop control of the solenoid valve. The customized manifold base is designed with aluminum alloy, increasing the aesthetic of the product.



>> SLICE VALVE TERMINAL MODELS



Slice Valve Terminal

Features.
It can be used in conjunction with Solidot XB6 series slice I/O mixing. The structure is more compact and the application is more flexible.

XB6 - (VUVG-L14) - 16 - G - N



Code ①: Fieldbus protocol

Code	Protocol
XB6	X-bus

Code ②: Solenoid valve models (rated voltage DC24V, and the wire lead-out method is selected as the wire-out type). If single or double solenoid valves exist at the same time, only single solenoid valve will be filled in. This valve terminal is adapted to the following series of solenoid valves.

Brands	Series	Brands	Series
FESTO	VUVG-L10/LK10	AirTAC	4V100M
	VUVG-L14/LK14		4V200M
SMC	SY3		7V0500M
	SY5		7V100M
	SY7	7V200M	
		CKD	4GD1
			4GD2

Installation size similar to the above solenoid valves can also be customized

Code ③: Valve positions, ranges from 04-16 (both single and double solenoid valve supports up to 16 valve positions).


Code ④: Inlet and outlet threads of the manifold (the default type is the same as the type of solenoid valve teeth)

Code	G	R	N	M
Thread	G Thread	RC Thread	NPT Thread	Metric thread

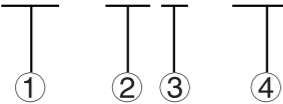
Code ⑤: Provide gaskets and screws for solenoid valve installation (By default, the customer provides their own solenoid valve)

Customer's own	Need our company to provide
Y	N

>> Integrated Valve Terminal - C2S Series with M12 Interface



C2S - EC - 12 B - F01



Code ①: Fieldbus protocol

Codes	EC	PN	EI	CB	CL	CO	DN
Protocol	EtherCAT	PROFINET	EtherNet/IP	CC-Link IEFB	CC-Link	CANopen	DeviceNet

Code ②: Valve positions

04	06	08	10	12	14	16	18	20	22	24
----	----	----	----	----	----	----	----	----	----	----

Code ③: Single / double solenoid valves

A (Single solenoid valve, WIP)
B (Double solenoid valve, compatible with single solenoid valve)

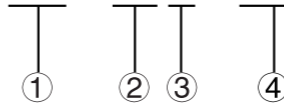
Code ④: Solenoid valve models (The rated voltage is DC24V and the open wiring is selected as the wiring method). This valve terminal is adapted to the following series of solenoid valves

Brands	Serial number	Series		Brands	Serial number	Series	
FESTO	F01	VUVG-LK10	VUVG-L10	AirTAC	A01	4V1	
	F02	VUVG-LK14	VUVG-L14		A02	4V2	
SMC	S01	SY3			A04	7V0	
	S02	SY5			A05	7V1	
	S03	SY7			A06	7V2	
CKD	C01	4GD1	4RD1		A07	5V1	
	C02	4GD2	4RD2		A08	5V2	
	C03	4GD3	4RD3				

>> Integrated Valve Terminal - C2P Series with RJ45 Interface



C2P - EC - 12 B - F01



Code ①: Fieldbus protocol

Codes	EC	PN	EI	CB
Protocol	EtherCAT	PROFINET	EtherNet/IP	CC-Link IE Field Basic

Code ②: Valve positions

04	06	08	10	12	14	16	18	20	22	24
----	----	----	----	----	----	----	----	----	----	----

Code ③: Single / double solenoid valves

A (Single solenoid valve, WIP)
B (Double solenoid valve, compatible with single solenoid valve)

Code ④: Compatible solenoid valve models (Rated voltage DC24V)

Brands	Serial number	Series		Brands	Serial number	Series	
FESTO	F01	VUVG-LK10	VUVG-L10	AirTAC	A01	4V1	
	F02	VUVG-LK14	VUVG-L14		A02	4V2	
SMC	S01	SY3			A04	7V0	
	S02	SY5			A05	7V1	
	S03	SY7			A06	7V2	
CKD	C01	4GD1	4RD1		A07	5V1	
	C02	4GD2	4RD2		A08	5V2	
	C03	4GD3	4RD3				

>> Integrated Valve Terminal - Bottom Ported Plug-in Series



Features: Supports multiple interfaces such as M12, RJ45 and D Sub.

C2S/C2P - EC - 12 A - A12

①
②
③
④

Code ①:

C2S Fieldbus protocol

Codes	EC	PN	EI	CB	CL	CO	DN	OO
Protocol	EtherCAT	PROFINET	EtherNet/IP	CC-Link IEFB	CC-Link	CANopen	DeviceNet	D-Sub

C2P Fieldbus protocol

Codes	EC	PN	EI	CB
Protocol	EtherCAT	PROFINET	EtherNet/IP	CC-Link IE Field Basic

Code ②: Valve positions

04	06	08	10	12	14	16	18	20	22	24
----	----	----	----	----	----	----	----	----	----	----

Code ③: Single solenoid valves

A (Single solenoid valve)

Code ④: Solenoid valve models (The rated voltage is DC24V and the concealed wiring is selected as the wiring method). This valve terminal is adapted to the following series of solenoid valves

Brands	Serial number	Series
AirTAC	A12	4V210

>> Integrated Valve Terminal - Multi-Pin D Sub Series



C2S - OO - 12 B - F01

①
②
③

Code ①: Valve positions

04	06	08	10	12	14	16	18	20	22	24
----	----	----	----	----	----	----	----	----	----	----

Code ②: Single / double solenoid valves

A (Single solenoid valve, WIP)
B (Double solenoid valve, compatible with single solenoid valve)

Code ③: Solenoid valve models (The rated voltage is DC24V and the open wiring is selected as the wiring method). This valve terminal is adapted to the following series of solenoid valves

Brands	Serial number	Series	Brands	Serial number	Series
FESTO	F01	VUVG-LK10	AirTAC	A01	4V1
	F02	VUVG-LK14		A02	4V2
SMC	S01	SY3		A04	7V0
	S02	SY5		A05	7V1
	S03	SY7		A06	7V2
CKD	C01	4GD1		A07	5V1
	C02	4GD2		A08	5V2
	C03	4GD3		A12	4V210

> IP67 FIELDBUS I/O

- 1 The shell is made of PBT+GF30% reinforced plastic material, with excellent mechanical properties and good electrical insulation
- 2 Power supply interface adopts M12-L code, maximum over-current 16A
- 3 Wide range of I/O types, covering various signal types
- 4 Universal I/O and bus interfaces, no custom cables required, high compatibility
- 5 Diverse channel indicator design is adopted to display channel status intuitively and clearly
- 6 A firmware upgrade interface is reserved, making product upgrades more convenient



Solidot IP67 I/O modules support various bus protocols. The size of the product is 225*62*35mm. The shell is made of PTB+GF30% reinforced plastic material with excellent mechanical performance. The fully sealed design is suitable for harsh working conditions. A wide range of signal types provide diverse options for field applications.

EtherCAT

PROFINET

CC-Link

> IP67 FIELDBUS I/O MODELS

DI=digital input, DO= digital output

Single-wire digital I/O		
1	EC7-1600A	EtherCAT, Integrated I/O, 16DI, NPN
2	EC7-1600B	EtherCAT, Integrated I/O, 16DI, PNP
3	EC7-0016A	EtherCAT, Integrated I/O, 16DO, NPN
4	EC7-0016B	EtherCAT, Integrated I/O, 16DO, PNP
5	EC7-0808A	EtherCAT, Integrated I/O, 8DI, 8DO, NPN, 0.5A
6	EC7-0808B	EtherCAT, Integrated I/O, 8DI, 8DO, PNP, 0.5A
7	CC7-1600A	CC-Link, Integrated I/O, 16DI, NPN
8	CC7-1600B	CC-Link, Integrated I/O, 16DI, PNP
9	CC7-0016A	CC-Link, Integrated I/O, 16DO, NPN, 0.5A
10	CC7-0016B	CC-Link, Integrated I/O, 16DO, PNP, 0.5A
11	CC7-0808A	CC-Link, Integrated I/O, 8DI, 8DO, NPN, 0.5A
12	CC7-0808B	CC-Link, Integrated I/O, 8DI, 8DO, PNP, 0.5A
13	PN7-1600A	PROFINET, Integrated I/O, 16DI, NPN
14	PN7-1600B	PROFINET, Integrated I/O, 16DI, PNP
15	PN7-0016A	PROFINET, Integrated I/O, 16DO, NPN, 0.5A
16	PN7-0016B	PROFINET, Integrated I/O, 16DO, PNP, 0.5A
17	PN7-0808A	PROFINET, Integrated I/O, 8DI, 8DO, NPN, 0.5A
18	PN7-0808B	PROFINET, Integrated I/O, 8DI, 8DO, PNP, 0.5A
19	PN7-0016A+	PROFINET, Integrated I/O, 16-Channel Configurable Module for Digital Input and Output, NPN
20	PN7-0016B+	PROFINET, Integrated I/O, 16-Channel Configurable Module for Digital Input and Output, PNP

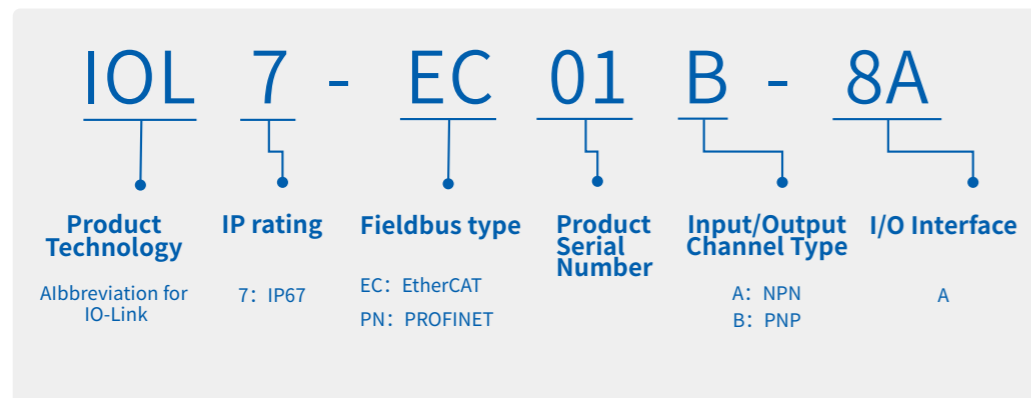
> IO-Link

>> IO-Link Master

- 1 Up to IP67 protection
- 2 Designed with standard IO-Link v1.1
- 3 Support a variety of I/O types and fieldbus protocols
- 4 Class-A or Class-B are available for interface type
- 5 Connection of various IO-Link standard slaves and standard switch signals
- 6 LED indicators display channel-level protection and diagnostics



>>> NAMING RULE



>>> MODELS

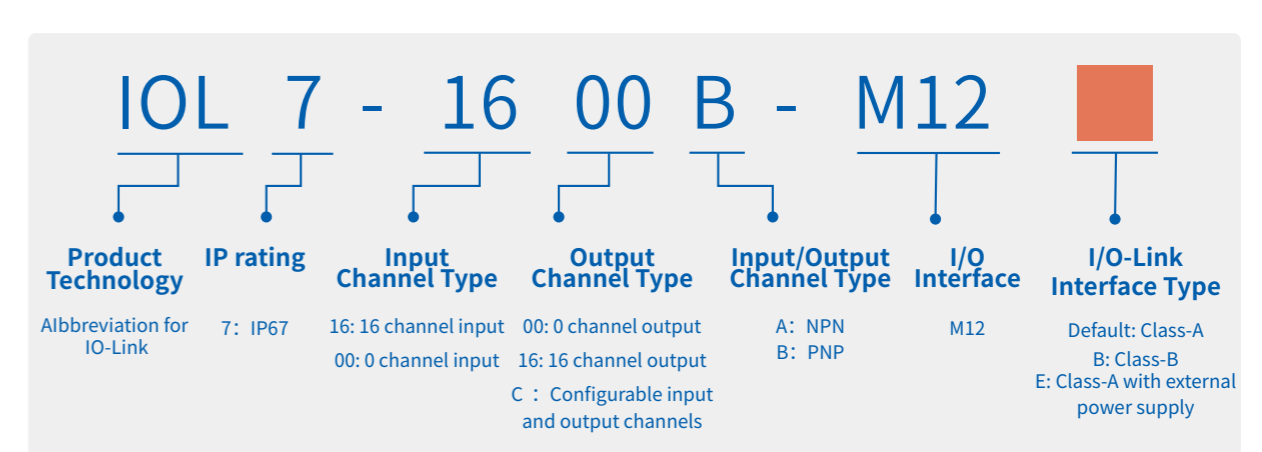
Single-wire digital I/O		
1	IOL7-EC01B-8A	EtherCAT 8xClass-A Port IO-Link Master
2	IOL7-PN01B-8A	PROFINET 8xClass-A Port IO-Link Master

>> IO-Link Hub

- 1 Up to IP67 protection
- 2 Easy and fast wiring for both power and data transmission
- 3 Designed with standard IO-Link v1.1
- 4 Connection of various IO-Link standard masters
- 5 LED indicators display channel-level protection and diagnostics



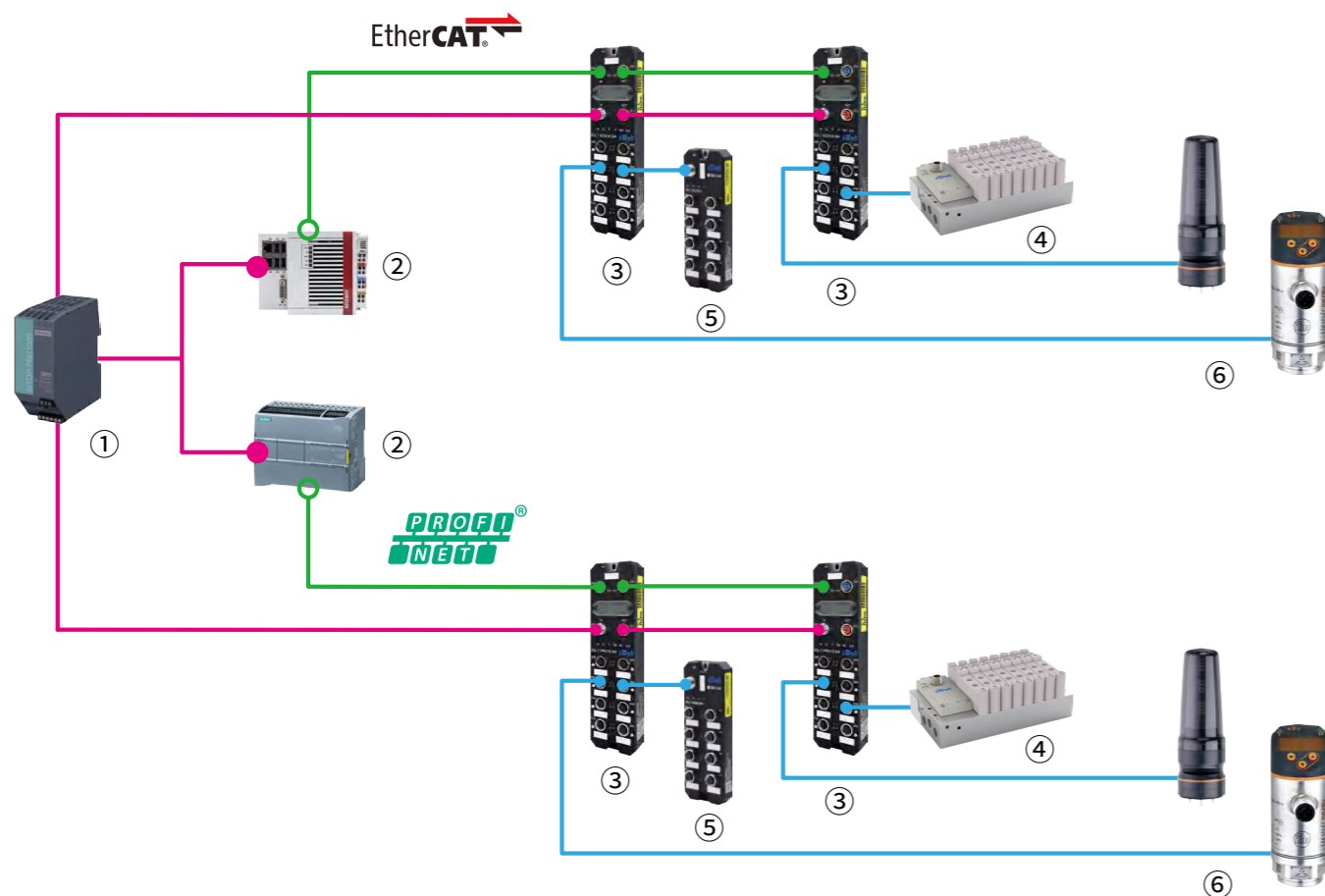
>>> NAMING RULE



>>> MODELS

Single-wire digital I/O		
1	IOL7-1600B-M12	16 Channels Digital Input IO-Link Hub, PNP
2	IOL7-0016B-M12	16 Channels Digital Output IO-Link Hub, PNP
3	IOL7-16CA-M12	IO-Link Hub that can be configured with a maximum of 16 channels for input or output, NPN
4	IOL7-16CB-M12	IO-Link Hub that can be configured with a maximum of 16 channels for input or output, PNP

> IO-Link System Overview



No.	Description
①	Power supply
②	PLC
③	PROFINET、EtherCAT、EtherNet/IP protocol IO-Link 8A master
④	IO-Link Valve Terminal
⑤	DI、DO、DI/DO IO-Link slave
⑥	IO-Link Sensor, Actuator, etc.

1 Power module parameters

Parameter Name	Technical Specification
Rated supply voltage	24 VDC (18V~36V)
Output current	2A
Protection measures	polarity protection, short-circuit protection
External connection method	Spring-type terminal
Physical dimensions	XB6-P2000H: 106×61×22.5 mm XB6-P2000: 106×73×25.7mm
Weight	110g
Mounting method	DIN 35mm rail
Altitude	Below 2000m (Reference sea level operating altitude)
IP rating	IP20
Operating environment	Avoid dust, oil mist and corrosive gases
Operating temperature	-10 ~ +60°C
Operating humidity	95 %RH
Storage temperature	-20°C ~+75°C
Storage humidity	<95%, Non-condensing

2 Network interface parameters

Bus protocol	EtherCAT	EtherNet/IP	PROFINET	Modbus TCP	CC-Link IE Field Basic	CC-Link					DeviceNet		
Number of Slave Stations	Depends on the number of slaves supported by the master					Remote I/O stations: up to 64 stations Remote device stations: up to 42 stations					Maximum 64 stations		
Data transmission medium	Ethernet/EtherCAT CAT5 cable					CC-Link dedicated cable (3-core shielded stranded wire)					DeviceNet-specific cables		
Transmission rate	100Mb/s					10Mbps / 5Mbps / 2.5Mbps / 625kbps / 156kbps					500kbps / 250kbps / 156kbps		
Transmission distance	≤ 100m (station-to-station distance)					10 Mbps	5 Mbps	2.5 Mbps	625 kbps	156 kbps	500 kbps	250 kbps	156 kbps
						≤ 100m	≤ 160m	≤ 400m	≤ 900m	≤ 1200m	≤ 100m	≤ 250m	≤ 500m
Bus Interface	XX7 series: 2xM12-D,4pin XX3, XX4, XX6 series: 2xRJ45					XX3 series: bullet type terminal, 4P XX4 series: bullet type terminal, 7P XX7 series: 2xM12-D,4pin					Spring-loaded terminal block, 7P		
Configuration mode	Configure on the master station software												
Rated supply voltage	24 VDC (18V~36V)												
Power consumption	XX3 series: max. 3.0W, 125mA		XX4 series: max. 3.0W, 125mA		XX6 series: max. 2.7W, 540mA			XX7 series: max. 1.2W, 50mA					
Power contacts	IP20: Max 24 VDC/10A					IP67: Max 24 VDC/16A							
Power supply protection measures	polarity protection, short-circuit protection												
Physical dimensions	XX3 series: 100×96×32mm		XX4 series: 102×72×25mm		XX6 series: 106×61×22.5mm			XX7 series: 225×62×35mm					
Weight	XX3 series: 170g		XX4 series: 140g		XX6 series: 110g			XX7 series: 480g					
Mounting method	DIN 35mm rail												
Altitude	Below 2000m (Reference sea level operating altitude)												
IP rating	XX3, XX4, XX6 series: IP20					XX7 series: IP67							
Operating environment	Avoid dust, oil mist and corrosive gases												
Operating temperature	IP20: -10 ~ +60°C					IP67: -25~70° C							
Operating humidity	95 %RH												
Storage temperature	-20°C ~+75°C												
Storage humidity	<95%, Non-condensing												

3 Digital input parameters

Parameter Name	Technical Specification	
Number of channels	32 channels / 16 channels / 8 channels	
Signal Type	NPN (sink)/ PNP (source)	
Rated supply voltage	24 VDC (18V~36V)	
Input filtering	Default 3ms (1ms, 2ms, 3ms can be set)	
ON Voltage/ON Current	NPN: 9V/2.7mA PNP: 15V/2.8mA	
OFF Voltage/OFF Current	NPN: 11V/2.3mA PNP: 5V/0.9mA	
Input Response Time	ON → OFF	≤ 73us
	OFF → ON	≤ 8us
Input Impedance	5.57kΩ	
Isolation withstand voltage	500 VAC	
Isolation method	Optocoupler isolation	
I/O external connection method	IP20: pop-up terminal block, MIL connector, screw type terminal IP67: M12-A, 5pin	
Common terminal method	8 points / 16 points, maximum current 8A per common terminal (depending on the specific model)	
Channel protection	Optocoupler	
Physical dimensions	XX3 series: 100×96×32mm	XX4 series: 102×72×25mm
	XX6 series: 106×73×25.7mm	XX7 series: 225×62×35mm
Weight	XX3 series: 170g	XX4 series: 140g
	XX6 series: 110g	XX7 series: 480g
Mounting method	DIN 35mm rail	
Altitude	Below 2000m (Reference sea level operating altitude)	
IP rating	XX3, XX4, XX6 series: IP20 XX7 series: IP67	
Operating environment	Avoid dust, oil mist and corrosive gases	
Operating temperature	IP20: -10 ~ +60°C IP67: -25~70° C	
Operating humidity	95 %RH	
Storage temperature	-20°C ~+75°C	
Storage humidity	<95%, Non-condensing	

4 Transistor output parameters

Parameter Name	Technical Specifications
Number of channels	32 channels / 16 channels / 8 channels
Signal Type	NPN (sink)/ PNP (source)
Rated supply voltage	24 VDC (18V~30V)
Single-channel load current	A type、 B type: Max.0.5A BW type: Max.0.25A
OFF-state leakage current	A type:4uA BW type:6uA B type:6uA
Residual Voltage	A type:0.4V BW type:0.2V B type:0.2V
Output response time	ON → OFF ≤ 191us
	OFF → ON ≤ 40us
Isolation method	Optocoupler isolation
Isolation withstand voltage	500 VAC
Load Type	Resistive load, inductive load, lamp load
I/O external connection method	IP20: pop-up terminal block, MIL connector, screw type terminal IP67: M12-A, 5pin
Common terminal method	8 points / 16 points a common terminal, each common terminal maximum current 2A/4A/8A (depending on the specific model)
Channel protection	Overcurrent, short-circuit protection
Physical dimensions	XX3 series: 100×96×32mm XX4 series: 102×72×25mm XX6 series: 106×73×25.7mm XX7 series: 225×62×35mm
Weight	XX3 series: 170g XX4 series: 140g XX6 series: 110g XX7 series: 480g
Mounting method	DIN 35mm rail
Altitude	Below 2000m (Reference sea level operating altitude)
IP rating	XX3、XX4、XX6 series: IP20 XX7 series: P67
Operating environment	Avoid dust, oil mist and corrosive gases
Operating temperature	95 %RH
Storage temperature	-20°C ~ +75°C
Storage humidity	<95%, Non-condensing

5 Relay output parameters

Parameter Name	Technical Specifications
Number of channels	12 channels
Rated supply voltage	24 VDC (18V~30V)
Rated switch voltage	24 VDC
Rated switching current	2A/1 point; 8A/1 common terminal
Output response time	ON → OFF ≤ 10ms
	OFF → ON ≤ 5ms
Max. switching frequency	50Hz
Relay life	More than 2000000
Isolation withstand voltage	500 VAC
Maximum Surge Voltage	6kV
Load Type	Resistive load, inductive load, lamp load
I/O external connection method	XX4、XX6 series: Slug type terminal
Common terminal method	8 point 1 public end
Physical dimensions	XX4 series: 102×72×25mm XX6 series: 106×73×25.7mm
Weight	XX4 series: 140g XX6 series: 110g
Mounting method	DIN 35mm rail
Altitude	Below 2000m (Reference sea level operating altitude)
IP rating	XX4、XX6 series: IP20
Operating environment	Avoid dust, oil mist and corrosive gases
Operating temperature	-10 ~ +60°C
Operating humidity	95 %RH
Storage temperature	-20°C ~ +75°C
Storage humidity	<95%, Non-condensing

6 Analog input parameters

Parameter Name	Technical Specifications	
Number of channels	8 channels / 4 channels	
Rated supply voltage	24 VDC (18V~36V)	
Input method	Single-ended	
Range	Voltage type	-10V ~ +10V, 0V~10V
	Current type	0~20mA, 4~20mA
Maximum limit value	Voltage type	-10V ~ +10V, 0V~10V
	Current type	0~20mA, 4~20mA
Resolution	16bit	
Sampling frequency	≤ 1 ksps	
Accuracy	±0.1%	
Input Filtering	Default 10 times (configuration range 1 - 200 times)	
Conversion Time	800us/8 channels, 400us/4 channels	
Input Impedance	Voltage type	≥ 2 kΩ
	Current type	100Ω
Isolation withstand voltage	500 VAC	
Channel Protection	Over-voltage protection	
I/O external connection method	Spring-type terminal	
Physical dimensions	XX4 series: 102×72×25mm	XX6 series: 106×73×25.7mm
Weight	XX4 series: 140g	XX6 series: 110g
Mounting method	DIN 35mm rail	
Altitude	Below 2000m (Reference sea level operating altitude)	
IP rating	IP20	
Operating environment	Avoid dust, oil mist and corrosive gas	
Operating temperature	-10 ~ +60°C	
Operating humidity	95 %RH	
Storage temperature	-20°C ~ +75°C	
Storage humidity	<95%, Non-condensing	

7 Analog output parameters

Parameter Name	Technical Specifications	
Number of channels	8 channels / 4 channels	
Rated supply voltage	24 VDC (18V~36V)	
Range	Voltage type	-10V ~ +10V, 0V~10V
	Current type	0~20mA, 4~20mA
Resolution	16bit	
Accuracy	±0.1%	
Load Impedance	≥ 2 kΩ	
Isolation withstand voltage	500 VAC	
Channel Protection	Short-circuit protection	
I/O external connection method	Spring-type terminal	
Physical dimensions	XX4 series: 102×72×25mm XX6 series: 106×73×25.7mm	
Weight	XX4 series: 140g XX6 series: 110g	
Mounting method	DIN 35mm rail	
Altitude	Below 2000m (Reference sea level operating altitude)	
IP rating	XX4、XX6 series: IP20	
Operating environment	Avoid dust, oil mist and corrosive gases	
Operating temperature	-10 ~ +60°C	
Operating humidity	95 %RH	
Storage temperature	-20°C ~ +75°C	
Storage humidity	<95%, Non-condensing	

8 Temperature acquisition module parameters

Parameter Name	Technical Specifications		
Number of channels	8 channels / 4 channels		
Rated supply voltage	24 VDC (18V~36V)		
Sensor type	Thermocouple (TC)	Thermal Resistance Device (RTD)	Resistance (TD)
Wiring method	2-Wiring	2-Wiring, 3-Wiring	2-Wiring, 3-Wiring
Range	K: -200~1370°C J: -200~1200°C E: -200~1000°C S: -50~1690°C B: 50~1800°C	Pt100: -200~850°C Pt200: -200~600°C Pt500: -200~600°C Pt1000: -200~600°C	15Ω~3kΩ
Accuracy	±0.3%	±1°C	±0.1%
Sensitivity	0.1°C		±0.1 Ω
Conversion Time (with filter level set to 1 for all channels)	40 ms	125 ms	
Filtering	Single-Channel Filtering, Configurable (Levels 1~10)		
Break detection	Support		
Break detection time	2ms		
Maximum allowed input voltage per channel	30V DC		
Electrical isolation	500 VAC, Non-isolated between Channels		
I/O external connection method	Spring-type terminal		
Physical dimensions	106×73×25.7mm		
Weight	Approx. 110g		
Mounting method	DIN 35mm rail		
Altitude	Up to 2000m (Reference sea level operating altitude)		
IP rating	IP20		
Operating environment	Avoid dust, oil mist and corrosive gas		
Operating temperature	-10 ~ +60° C		
Operating humidity	95 %RH		
Storage temperature	-20°C ~ +75°C		
Storage humidity	<95%, non-condensing		

9 Pulse input module parameters

Parameter Name	Technical Specifications	
Number of channels	2 channels	
Rated supply voltage	24 VDC (18V~36V)	
Encoder type	Incremental encoder, Orthogonal	
Encoder power supply	5 VDC	
Type of Acquisition signal	Differential signal	
Signal type	RS422	
Process data volume	Upstream	20Byte
	Downstream	12Byte
Counting rate	≤ 500kHz	
Z-phase zeroing	Support	
Hardware latch	Configurable latch signal	
Comparison output	Not supported	
Calculate magnification setting	4x/2x/1x (default 4x)	
Resolution setting	0-65535(default 0)	
Circular counting	(0-resolution *count multiplier count multiplier -1)	
Linear counting	0-4294967295	
Counting initial value setting	Support	
Hardware filtering	0-15 (default 7)	
Counting range selection	0-4294967295	
Reverse Counting	Support	
I/O external connection method	Spring-type terminal	
Input signal	Signal Type	NPN (sink) & PNP (source) compatibl
	Number of Channels	1 pulse channel / 2 points
	ON Voltage/ON Current	NPN: 9V/2.7mA PNP: 15V/2.8mA
	OFF Voltage/OFF Current	NPN: 11V/2.3mA PNP: 5V/0.9mA

Output signal	Signal Type	PNP (source)
	Number of Channels	1 pulse channel / 2 points
	Single channel load current	Max.0.5A
	Load Type	Ohmic load, inductive load, lamp load
I/O external connection method	Spring-type terminal	
Physical dimensions	XX4 series: 102×72×25mm XX6 series: 106×73×25.7mm	
Weight	XX4 series: 140g XX6 series: 110g	
Mounting method	DIN 35mm rail	
Altitude	Below 2000m (Reference sea level operating altitude)	
IP rating	IP20	
Operatin environment	Avoid dust, oil mist and corrosive gases	
Operating temperature	-10 ~ +60°C	
Operating humidity	95 %RH	
Storage temperature	-20°C ~+75°C	
Storage humidity	<95%, Non-condensing	

10 Pulse output module parameters

Parameter Name	Technical Specifications	
Number of axes	4	
Rated power supply voltage	24 VDC (18V~36V)	
Drive signa	differential signal	
Output specification		
Signal voltage		
Operating mode	Pulse + direction	
Output frequency	≤ 400kHz	
Synchronous cycle	≥ 1ms	
Input signal	Signal type	NPN(sink)
	Number of channels	1 pulse channel / 2 points
	ON voltage / ON current	NPN: Less than DC13.94V / more than 1.910mA
	OFF voltage / OFF current	NPN: More than DC13.90V / less than 1.905mA
	Input response frequency	4.233700254022Hz
	Input response time	ON → OFF: 212ms
		OFF → ON: 24.2ms
	Common terminal method	
Input impedance	7.36kΩ	
Channel protection		
I/O external connection method	spring-type terminal	
Exterior dimensions	XX4 series: 102×72×25mm	XX6 series: 106×73×25.7mm
Weight	XX4 series: 140g	XX6 series: 110g
Mounting method	DIN 35mm rail	
Altitude	Below 2000 meters (referring to operating altitude relative to sea level)	
IP rating	XX4、XX6 series: IP20	
Operatin environment	Avoid dust, oil mist and corrosive gases	
Operating temperature	-10 ~ +60°C	
Operating humidity	95 %RH	
Storage temperature	-20°C ~+75°C	
Storage humidity	< 95%, non-condensing	
EMI characteristics	Conforms to the EN IEC61000-6-4-2019 standard	
EMS characteristics	Conforms to the EN IEC61000-6-2-2019 standard	
Shock resistance	Conforms to the EN 60068-2-6 standard	
Impact resistance	Conforms to the EN 60068-2-27/29 standard	

11 Stepper driver module parameters

Parameter Name	Technical Specifications	
Number of axes	Single Axis	
Applicable Motor Types	Two-Phase Hybrid Stepper Motor	
Open/Closed Loop	Open-Loop Control	
Motor Drive Voltage Range	20~50 VDC	
Motor Drive Current Range	0.1~2.1A	
Input Channel	3 universal inputs	
	4-Channel Function Inputs	Positive Limit, Negative Limit, Home, Brake
Output Channel	4-Channel Outputs	Configurable for Brake, Alarm, and In-Position Output
Subdivision Configuration	Maximum Support for 256 Subdivisions	
I/O External Connection Method	Spring-type Terminal Blocks	
Physical Dimensions	106×73×25.7mm	
Weight	130g	
Installation Method	DIN 35mm Rail	
Altitude	Below 2000m (Reference operating altitude above sea level)	
Protection Level	IP20	
Application Scenario	Avoid dust, oil mist, and corrosive gases	
Operating Environment Temperature	-10~ +55° C	
Operating Environment Humidity	<85% RH, non-condensing	
Storage Environment Temperature	-20° C~ +75° C	
Storage Environment Humidity	<95%, non-condensing	

12 IO-Link master parameters

Parameter Name	Technical Specifications
Operating voltage (V)	24 VDC(18V~30V)
US total current	Maximum 16A
UA total current	Maximum 16A
IO-Link interface	M12, A-code, 4Pin, Pin end
Number of IO-Link channels	8
Type of IO-Link interface	Class-A/Class-B
Version of IO-link	V1.1
Power interface	M12, L-code, 5Pin, Pin end/Hole end
Number of input channels	Maximum 16 points
Number of output channels	Maximum 8 points
Signal type	PNP
Mounting method	Screw fixation
Altitude	Below 2000m (Reference sea level operating altitude)
IP rating	IP67
Operating temperature	-25~ +70°C
Storage temperature	-40~ +85°C
Relative humidity	95%, Non-condensing

13 IO-Link hub parameters

Parameter Name	Technical Specifications	
Operating voltage (V)	24 VDC (18V~30V)	
Current loss (mA)	Idle condition: 15mA	
IO-Link interface	M12, A-code, 4Pin, Pin end	
Type of IO-Link interface	Class-A	
Version of IO-link	V1.1	
Communication speed	COM2(38.4kbps)	
Minimum cycle time	3.2ms	
nput/output interface	M12, A-code, 5Pin, Hole end	
Input signal	Signal type	PNP/NPN
	Number of channels	Maximum 16 channels
	Output signal	4mA
Output signal	Signal type	PNP/NPN
	Number of channels	Maximum 16 channels
	Maximum current for single-channel output	0.5A
	Total output current	Maximum 2mA
Diagnostic Support	Supply Pressure Monitoring; Temperature Monitoring; Short Circuit and Overload Protection	
Protective Measures	Short Circuit Protection; Overload Protection	
Dimensions	164.7×57.7×34.1 mm	
Mounting Method	Screw Fixing	
Altitude	Below 2000m (operating altitude relative to sea level)	
IP rating	IP67	
Operating Temperature	-25~ +70°C	
Storage Temperature	-40~ +85°C	
Relative Humidity	95%, non-condensing	

> Pre-injection connector

Pre-molded connectors, also known as pre-assembled cables, constitute a crucial component of the IP67 bus I/O systems. In comparison to on-site wiring connectors, they significantly reduce installation costs and save installation time. Their material and structural characteristics render them suitable for various industrial environments, including damp and oily conditions. Moreover, they meet the IP67 protection rating requirements. To cater to different application environments, we offer a variety of cable options with different outer coverings and functionalities.



>> Fixed Installation Type

There are two types of fixed installation cables available for selection:

- ① PUR Sheathed Cables: Specifically designed for environments with oil contamination and low temperatures, these cables come with a shielding layer for enhanced interference resistance.
- ② PVC Sheathed Cables: Suitable for the majority of on-site environments, these cables offer excellent cost-effectiveness and serve as the standard configuration solution for connecting system products.
- ③ Standard cable lengths are available in 0.5/1/2/3/5/10/20 meters, with custom lengths available upon request.

>>> PUR Outer Sheathing

Cable type	Shielding	Thread color	Conductor cross-sectional area	Wire size	Companion interfaces	Wire certification
Communication lines	Yes	green	4 × 0.34mm ² (22AWG)	6.0±0.30mm	M12 D-code	UL、CE、RoHS
Power cord	Yes	black	5 × 2.50mm ² (14AWG)	10.50±0.40mm	M12 L-code	
I/O lines	Yes	black	5 × 0.34mm ² (22AWG)	5.8±0.20mm	M12 A-code	

>>> PVC Outer Sheathing

Cable type	Shielding	Thread color	Conductor cross-sectional area	Wire size	Companion interfaces	Wire certification
Communication lines	Yes	green	4 × 0.34mm ² (22AWG)	6.0±0.30mm	M12 D-code	UL、CE、RoHS
Power cord	No	black	5 × 1.50mm ² (16AWG)	8.8±0.30mm	M12 L-code	
I/O lines	No	black	5 × 0.34mm ² (22AWG)	5.4±0.20mm	M12 A-code	
CC-Link communication cable	Yes	red	3 × 0.60mm ² (20AWG)	7.8±0.30mm	M12 A-code	

>> Drag Chain Installation Type

We offer customized services for drag chain cables with the following specifications:

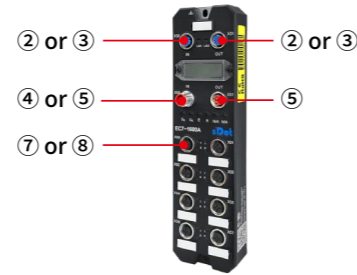
- ① Drag Chain Specifications: Bending radius: 10 times the diameter (10D) Bending cycles: 5 million times
- ② Customizable Lengths: The length of the drag chain cable can be tailored to your specific requirements.
- ③ For cable selection and quotations for drag chain applications, please feel free to contact our sales representatives directly.

>> Fixed Installation Type - PUR

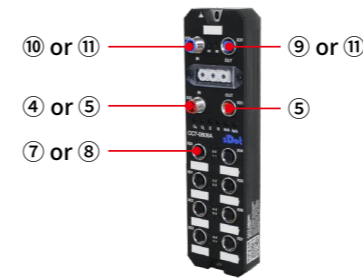
IP20 Fieldbus I/O



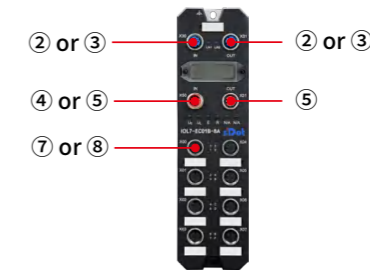
IP67 Fieldbus I/O



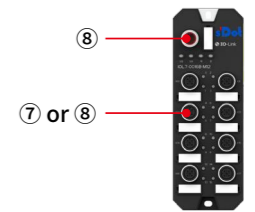
IP67 Fieldbus I/O (CC-Link)



IO-Link Master



IO-Link Hub



Category	Model	Description
<p>① Communication Cable</p>	R/R-0.5RS	RJ45/RJ45, 0.5m, green with shielded, PUR
	R/R-1.0RS	RJ45/RJ45, 1m, green with shielded, PUR
	R/R-2.0RS	RJ45/RJ45, 2m, green with shielded, PUR
	R/R-3.0RS	RJ45/RJ45, 3m, green with shielded, PUR
	R/R-5.0RS	RJ45/RJ45, 5m, green with shielded, PUR
	R/R-10.0RS	RJ45/RJ45, 10m, green with shielded, PUR
	R/R-20.0RS	RJ45/RJ45, 20m, green with shielded, PUR

<p>② Communication Cable</p>	AZG/R-0.5RS	M12 straight/RJ45, D-Code, Male 4-pin, 0.5m, green with shielded, PUR
	AZG/R-1.0RS	M12 straight/RJ45, D-Code, Male 4-pin, 1m, green with shielded, PUR
	AZG/R-2.0RS	M12 straight/RJ45, D-Code, Male 4-pin, 2m, green with shielded, PUR
	AZG/R-3.0RS	M12 straight/RJ45, D-Code, Male 4-pin, 3m, green with shielded, PUR
	AZG/R-5.0RS	M12 straight/RJ45, D-Code, Male 4-pin, 5m, green with shielded, PUR
	AZG/R-10.0RS	M12 straight/RJ45, D-Code, Male 4-pin, 10m, green with shielded, PUR
	AZG/R-20.0RS	M12 straight/RJ45, D-Code, Male 4-pin, 20m, green with shielded, PUR

<p>③ Communication Cable</p>	AZG/AZG-0.5RS	M12 straight/M12 straight, D-Code, Male 4-pin, 0.5m, green with shielded, PUR
	AZG/AZG-1.0RS	M12 straight/M12 straight, D-Code, Male 4-pin, 1m, green with shielded, PUR
	AZG/AZG-2.0RS	M12 straight/M12 straight, D-Code, Male 4-pin, 2m, green with shielded, PUR
	AZG/AZG-3.0RS	M12 straight/M12 straight, D-Code, Male 4-pin, 3m, green with shielded, PUR
	AZG/AZG-5.0RS	M12 straight/M12 straight, D-Code, Male 4-pin, 5m, green with shielded, PUR
	AZG/AZG-10.0RS	M12 straight/M12 straight, D-Code, Male 4-pin, 10m, green with shielded, PUR

<p>④ Module Power Cable</p>	BZM/S-0.5RS	M12 straight/loose wires, L-Code, Female 5-pin, 0.5m, black with shielded, wire diameter5*2.5mm ² , MAX 16A, PUR, loose wires exposed25mm, core wire exposed10mm
	BZM/S-1.0RS	M12 straight/loose wires, L-Code, Female 5-pin, 1m, black with shielded, wire diameter5*2.5mm ² , MAX 16A, PUR, loose wires exposed25mm, core wire exposed10mm
	BZM/S-2.0RS	M12 straight/loose wires, L-Code, Female 5-pin, 2m, black with shielded, wire diameter5*2.5mm ² , MAX 16A, PUR, loose wires exposed25mm, core wire exposed10mm
	BZM/S-3.0RS	M12 straight/loose wires, L-Code, Female 5-pin, 3m, black with shielded, wire diameter5*2.5mm ² , MAX 16A, PUR, loose wires exposed25mm, core wire exposed10mm
	BZM/S-5.0RS	M12 straight/loose wires, L-Code, Female 5-pin, 5m, black with shielded, wire diameter5*2.5mm ² , MAX 16A, PUR, loose wires exposed25mm, core wire exposed10mm
	BZM/S-10.0RS	M12 straight/loose wires, L-Code, Female 5-pin, 10m, black with shielded, wire diameter5*2.5mm ² , MAX 16A, PUR, loose wires exposed25mm, core wire exposed10mm
	BZM/S-20.0RS	M12 straight/loose wires, L-Code, Female 5-pin, 20m, black with shielded, wire diameter5*2.5mm ² , MAX 16A, PUR, loose wires exposed25mm, core wire exposed10mm

<p>⑤ Module Power Cable</p>	BZG/BZM-0.5RS	M12 straight/M12 straight, L-Code, Male 5-pin,/Female 5-pin, 0.5m, black with shielded, wire diameter5*2.5mm ² , MAX 16A, PUR
	BZG/BZM-1.0RS	M12 straight/M12 straight, L-Code, Male 5-pin,/Female 5-pin, 1m, black with shielded, wire diameter5*2.5mm ² , MAX 16A, PUR
	BZG/BZM-2.0RS	M12 straight/M12 straight, L-Code, Male 5-pin,/Female 5-pin, 2m, black with shielded, wire diameter5*2.5mm ² , MAX 16A, PUR
	BZG/BZM-3.0RS	M12 straight/M12 straight, L-Code, Male 5-pin,/Female 5-pin, 3m, black with shielded, wire diameter5*2.5mm ² , MAX 16A, PUR
	BZG/BZM-5.0RS	M12 straight/M12 straight, L-Code, Male 5-pin,/Female 5-pin, 5m, black with shielded, wire diameter5*2.5mm ² , MAX 16A, PUR
	BZG/BZM-10.0RS	M12 straight/M12 straight, L-Code, Male 5-pin,/Female 5-pin, 10m, black with shielded, wire diameter5*2.5mm ² , MAX 16A, PUR
	BZG/BZM-20.0RS	M12 straight/M12 straight, L-Code, Male 5-pin,/Female 5-pin, 20m, black with shielded, wire diameter5*2.5mm ² , MAX 16A, PUR

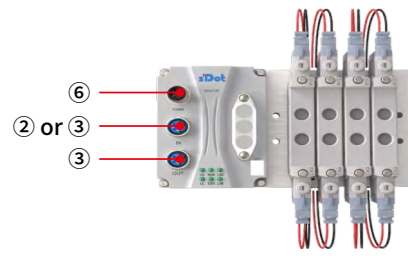
<p>⑥ Valve Terminal Power Cable</p>	CZM/S-0.5RS	M12 straight/loose wires, A-Code, Female 5-pin, 0.5m, black with shielded, MAX 4A, PUR, loose wires exposed25mm, core wire exposed10mm
	CZM/S-1.0RS	M12 straight/loose wires, A-Code, Female 5-pin, 1m, black with shielded, MAX 4A, PUR, loose wires exposed25mm, core wire exposed10mm
	CZM/S-2.0RS	M12 straight/loose wires, A-Code, Female 5-pin, 2m, black with shielded, MAX 4A, PUR, loose wires exposed25mm, core wire exposed10mm
	CZM/S-3.0RS	M12 straight/loose wires, A-Code, Female 5-pin, 3m, black with shielded, MAX 4A, PUR, loose wires exposed25mm, core wire exposed10mm
	CZM/S-5.0RS	M12 straight/loose wires, A-Code, Female 5-pin, 5m, black with shielded, MAX 4A, PUR, loose wires exposed25mm, core wire exposed10mm
	CZM/S-10.0RS	M12 straight/loose wires, A-Code, Female 5-pin, 10m, black with shielded, MAX 4A, PUR, loose wires exposed25mm, core wire exposed10mm
	CZM/S-20.0RS	M12 straight/loose wires, A-Code, Female 5-pin, 20m, black with shielded, MAX 4A, PUR, loose wires exposed25mm, core wire exposed10mm

<p>⑦ I/O Cable</p>	CZG/S-0.5RS	M12 straight/loose wires, A-Code, Male 5-pin,, 0.5m, black with shielded, PUR, loose wires exposed25mm, core wire exposed10mm
	CZG/S-1.0RS	M12 straight/loose wires, A-Code, Male 5-pin,, 1m, black with shielded, PUR, loose wires exposed25mm, core wire exposed10mm
	CZG/S-2.0RS	M12 straight/loose wires, A-Code, Male 5-pin,, 2m, black with shielded, PUR, loose wires exposed25mm, core wire exposed10mm
	CZG/S-3.0RS	M12 straight/loose wires, A-Code, Male 5-pin,, 3m, black with shielded, PUR, loose wires exposed25mm, core wire exposed10mm
	CZG/S-5.0RS	M12 straight/loose wires, A-Code, Male 5-pin,, 5m, black with shielded, PUR, loose wires exposed25mm, core wire exposed10mm
	CZG/S-10.0RS	M12 straight/loose wires, A-Code, Male 5-pin,, 10m, black with shielded, PUR, loose wires exposed25mm, core wire exposed10mm


<p>⑧ I/O Cable</p>	CZG/CZM-0.5RS	M12 straight/M12 straight, A-Code, Male 5-pin,/Female 5-pin, 0.5m, black with shielded, PUR
	CZG/CZM-1.0RS	M12 straight/M12 straight, A-Code, Male 5-pin,/Female 5-pin, 1m, black with shielded, PUR
	CZG/CZM-2.0RS	M12 straight/M12 straight, A-Code, Male 5-pin,/Female 5-pin, 2m, black with shielded, PUR
	CZG/CZM-3.0RS	M12 straight/M12 straight, A-Code, Male 5-pin,/Female 5-pin, 3m, black with shielded, PUR
	CZG/CZM-5.0RS	M12 straight/M12 straight, A-Code, Male 5-pin,/Female 5-pin, 5m, black with shielded, PUR
	CZG/CZM-10.0RS	M12 straight/M12 straight, A-Code, Male 5-pin,/Female 5-pin, 10m, black with shielded, PUR
	CZG/CZM-20.0RS	M12 straight/M12 straight, A-Code, Male 5-pin,/Female 5-pin, 20m, black with shielded, PUR

>> Fixed Installation Type - PUR


C2S Valve Terminal



C2S Valve Terminal (CC-Link)



C2P Valve Terminal








Category	Model	Description
① Communication Cable	R/R-0.5CS	RJ45/RJ45, 0.5m, green with shielded, PVC
	R/R-1.0CS	RJ45/RJ45, 1m, green with shielded, PVC
	R/R-2.0CS	RJ45/RJ45, 2m, green with shielded, PVC
	R/R-3.0CS	RJ45/RJ45, 3m, green with shielded, PVC
	R/R-5.0CS	RJ45/RJ45, 5m, green with shielded, PVC
	R/R-10.0CS	RJ45/RJ45, 10m, green with shielded, PVC
	R/R-20.0CS	RJ45/RJ45, 20m, green with shielded, PVC
② Communication Cable	AZG/R-0.5CS	M12 straight/RJ45, D-Code, Male 4-pin, 0.5m, green with shielded, PVC
	AZG/R-1.0CS	M12 straight/RJ45, D-Code, Male 4-pin, 1m, green with shielded, PVC
	AZG/R-2.0CS	M12 straight/RJ45, D-Code, Male 4-pin, 2m, green with shielded, PVC
	AZG/R-3.0CS	M12 straight/RJ45, D-Code, Male 4-pin, 3m, green with shielded, PVC
	AZG/R-5.0CS	M12 straight/RJ45, D-Code, Male 4-pin, 5m, green with shielded, PVC
	AZG/R-10.0CS	M12 straight/RJ45, D-Code, Male 4-pin, 10m, green with shielded, PVC
	AZG/R-20.0CS	M12 straight/RJ45, D-Code, Male 4-pin, 20m, green with shielded, PVC
③ Communication Cable	AZG/AZG-0.5CS	M12 straight/M12 straight, D-Code, Male 4-pin, 0.5m, green with shielded, PVC
	AZG/AZG-1.0CS	M12 straight/M12 straight, D-Code, Male 4-pin, 1m, green with shielded, PVC
	AZG/AZG-2.0CS	M12 straight/M12 straight, D-Code, Male 4-pin, 2m, green with shielded, PVC
	AZG/AZG-3.0CS	M12 straight/M12 straight, D-Code, Male 4-pin, 3m, green with shielded, PVC
	AZG/AZG-5.0CS	M12 straight/M12 straight, D-Code, Male 4-pin, 5m, green with shielded, PVC
	AZG/AZG-10.0CS	M12 straight/M12 straight, D-Code, Male 4-pin, 10m, green with shielded, PVC
	AZG/AZG-20.0CS	M12 straight/M12 straight, D-Code, Male 4-pin, 20m, green with shielded, PVC
④ Module Power Cable	BZM/S-0.5C	M12 straight/ loose wires, L-Code, Female 5-pin, 0.5m, black with shielded, MAX 16A, PVC, loose wires exposed25mm, core wire exposed10mm
	BZM/S-1.0C	M12 straight/ loose wires, L-Code, Female 5-pin, 1m, black with shielded, MAX 16A, PVC, loose wires exposed25mm, core wire exposed10mm
	BZM/S-2.0C	M12 straight/ loose wires, L-Code, Female 5-pin, 2m, black with shielded, MAX 16A, PVC, loose wires exposed25mm, core wire exposed10mm
	BZM/S-3.0C	M12 straight/ loose wires, L-Code, Female 5-pin, 3m, black with shielded, MAX 16A, PVC, loose wires exposed25mm, core wire exposed10mm
	BZM/S-5.0C	M12 straight/ loose wires, L-Code, Female 5-pin, 5m, black with shielded, MAX 16A, PVC, loose wires exposed25mm, core wire exposed10mm
	BZM/S-10.0C	M12 straight/ loose wires, L-Code, Female 5-pin, 10m, black with shielded, MAX 16A, PVC, loose wires exposed25mm, core wire exposed10mm
	BZM/S-20.0C	M12 straight/ loose wires, L-Code, Female 5-pin, 20m, black with shielded, MAX 16A, PVC, loose wires exposed25mm, core wire exposed10mm
⑤ Module Power Cable	BZG/BZM-0.5C	M12 straight/M12 straight, L-Code, Male 5-pin/Female 5-pin, 0.5m, black with shielded, MAX 16A, PVC
	BZG/BZM-1.0C	M12 straight/M12 straight, L-Code, Male 5-pin/Female 5-pin, 1m, black with shielded, MAX 16A, PVC
	BZG/BZM-2.0C	M12 straight/M12 straight, L-Code, Male 5-pin/Female 5-pin, 2m, black with shielded, MAX 16A, PVC
	BZG/BZM-3.0C	M12 straight/M12 straight, L-Code, Male 5-pin/Female 5-pin, 3m, black with shielded, MAX 16A, PVC
	BZG/BZM-5.0C	M12 straight/M12 straight, L-Code, Male 5-pin/Female 5-pin, 5m, black with shielded, MAX 16A, PVC
	BZG/BZM-10.0C	M12 straight/M12 straight, L-Code, Male 5-pin/Female 5-pin, 10m, black with shielded, MAX 16A, PVC
	BZG/BZM-20.0C	M12 straight/M12 straight, L-Code, Male 5-pin/Female 5-pin, 20m, black with shielded, MAX 16A, PVC

Category	Model	Description
⑥ Valve Terminal Power Cable	CZM/S-0.5C	M12 straight/ loose wires, A-Code, Female 5-pin, 0.5m, black with shielded, MAX 4A, PVC, loose wires exposed25mm, core wire exposed10mm
	CZM/S-1.0C	M12 straight/ loose wires, A-Code, Female 5-pin, 1m, black with shielded, MAX 4A, PVC, loose wires exposed25mm, core wire exposed10mm
	CZM/S-2.0C	M12 straight/ loose wires, A-Code, Female 5-pin, 2m, black with shielded, MAX 4A, PVC, loose wires exposed25mm, core wire exposed10mm
	CZM/S-3.0C	M12 straight/ loose wires, A-Code, Female 5-pin, 3m, black with shielded, MAX 4A, PVC, loose wires exposed25mm, core wire exposed10mm
	CZM/S-5.0C	M12 straight/ loose wires, A-Code, Female 5-pin, 5m, black with shielded, MAX 4A, PVC, loose wires exposed25mm, core wire exposed10mm
	CZM/S-10.0C	M12 straight/ loose wires, A-Code, Female 5-pin, 10m, black with shielded, MAX 4A, PVC, loose wires exposed25mm, core wire exposed10mm
	CZM/S-20.0C	M12 straight/ loose wires, A-Code, Female 5-pin, 20m, black with shielded, MAX 4A, PVC, loose wires exposed25mm, core wire exposed10mm
⑦ I/O Cable	CZG/S-0.5C	M12 straight/ loose wires, A-Code, Male 5-pin, 0.5m, black with shielded, PVC, loose wires exposed25mm, core wire exposed10mm
	CZG/S-1.0C	M12 straight/ loose wires, A-Code, Male 5-pin, 1m, black with shielded, PVC, loose wires exposed25mm, core wire exposed10mm
	CZG/S-2.0C	M12 straight/ loose wires, A-Code, Male 5-pin, 2m, black with shielded, PVC, loose wires exposed25mm, core wire exposed10mm
	CZG/S-3.0C	M12 straight/ loose wires, A-Code, Male 5-pin, 3m, black with shielded, PVC, loose wires exposed25mm, core wire exposed10mm
	CZG/S-5.0C	M12 straight/ loose wires, A-Code, Male 5-pin, 5m, black with shielded, PVC, loose wires exposed25mm, core wire exposed10mm
	CZG/S-10.0C	M12 straight/ loose wires, A-Code, Male 5-pin, 10m, black with shielded, PVC, loose wires exposed25mm, core wire exposed10mm
	CZG/S-20.0C	M12 straight/ loose wires, A-Code, Male 5-pin, 20m, black with shielded, PVC, loose wires exposed25mm, core wire exposed10mm
⑧ I/O Cable	CZG/CZM-0.5C	M12 straight/M12 straight, A-Code, Male 5-pin/Female 5-pin, 0.5m, black with shielded, PVC
	CZG/CZM-1.0C	M12 straight/M12 straight, A-Code, Male 5-pin/Female 5-pin, 1m, black with shielded, PVC
	CZG/CZM-2.0C	M12 straight/M12 straight, A-Code, Male 5-pin/Female 5-pin, 2m, black with shielded, PVC
	CZG/CZM-3.0C	M12 straight/M12 straight, A-Code, Male 5-pin/Female 5-pin, 3m, black with shielded, PVC
	CZG/CZM-5.0C	M12 straight/M12 straight, A-Code, Male 5-pin/Female 5-pin, 5m, black with shielded, PVC
	CZG/CZM-10.0C	M12 straight/M12 straight, A-Code, Male 5-pin/Female 5-pin, 10m, black with shielded, PVC
	CZG/CZM-20.0C	M12 straight/M12 straight, A-Code, Male 5-pin/Female 5-pin, 20m, black with shielded, PVC
⑨ ICC-Link Communication Cable	DZG/S-0.5CS	M12 straight/ loose wires, A-code, Male 4-pin, 0.5m, red with shielded, PVC
	DZG/S-1.0CS	M12 straight/ loose wires, A-code, Male 4-pin, 1m, red with shielded, PVC
	DZG/S-2.0CS	M12 straight/ loose wires, A-code, Male 4-pin, 2m, red with shielded, PVC
	DZG/S-3.0CS	M12 straight/ loose wires, A-code, Male 4-pin, 3m, red with shielded, PVC
	DZG/S-5.0CS	M12 straight/ loose wires, A-code, Male 4-pin, 5m, red with shielded, PVC
	DZG/S-10.0CS	M12 straight/ loose wires, A-code, Male 4-pin, 10m, red with shielded, PVC
	DZG/S-20.0CS	M12 straight/ loose wires, A-code, Male 4-pin, 20m, red with shielded, PVC
⑩ CC-Link Communication Cable	CZM/S-0.5CS	M12 straight/ loose wires, A-code, Female 5-pin, 0.5 m, red with shielded, PVC
	CZM/S-1.0CS	M12 straight/ loose wires, A-code, Female 5-pin, 1m, red with shielded, PVC
	CZM/S-2.0CS	M12 straight/ loose wires, A-code, Female 5-pin, 2m, red with shielded, PVC
	CZM/S-3.0CS	M12 straight/ loose wires, A-code, Female 5-pin, 3m, red with shielded, PVC
	CZM/S-5.0CS	M12 straight/ loose wires, A-code, Female 5-pin, 5m, red with shielded, PVC
	CZM/S-10.0CS	M12 straight/ loose wires, A-code, Female 5-pin, 10m, red with shielded, PVC
	CZM/S-20.0CS	M12 straight/ loose wires, A-code, Female 5-pin, 20m, red with shielded, PVC
⑪ CC-Link Communication Cable	DZG/CZM-0.5CS	M12 straight/M12 straight, A-code, Male 4-pin/Female 5-pin, 0.5m, red with shielded, PVC
	DZG/CZM-1.0CS	M12 straight/M12 straight, A-code, Male 4-pin/Female 5-pin, 1m, red with shielded, PVC
	DZG/CZM-2.0CS	M12 straight/M12 straight, A-code, Male 4-pin/Female 5-pin, 2m, red with shielded, PVC
	DZG/CZM-3.0CS	M12 straight/M12 straight, A-code, Male 4-pin/Female 5-pin, 3m, red with shielded, PVC
	DZG/CZM-5.0CS	M12 straight/M12 straight, A-code, Male 4-pin/Female 5-pin, 5m, red with shielded, PVC
	DZG/CZM-10.0CS	M12 straight/M12 straight, A-code, Male 4-pin/Female 5-pin, 10m, red with shielded, PVC
	DZG/CZM-20.0CS	M12 straight/M12 straight, A-code, Male 4-pin/Female 5-pin, 20m, red with shielded, PVC


> Splitter






Splitter's main function is to extend the I/O interface of the modules. Solidot offers the M12/M8 Y-splitter, the M12/M12 Y-splitter, the M12/M12 T-splitter, and the Y-splitter with extension cables. The two interfaces can be connected either directly to M8/M12 sensors or indirectly to open-end sensors via field-wireable connectors. Both connections can meet the requirements of the IP67 protection class.

	Model Number	Description
	DYG/EYM	M12/M8 Y-splitter, A-code, male 4-pin/female 3-pin
	DYG/GYM	M12/M12 Y-splitter, A-code, male 4-pin/female 3-pin
	DTG/GTM	M12/M12 T-splitter, A-code, male 4-pin/female 3-pin
	DYG/EYM-0.1C	M12/M8 Y-type Splitter, A-code, 4-core male/3-core female, with 0.1m PVC extension cable (customizable extension cable length)
	DYG/GYM-0.1C	M12/M12 Y-splitter, A-code, male 4-pin/female 3-pin, 0.1m PVC extension cable included (the length can be customized)





> Field-wireable Connector

Field-wireable connectors are often used in scenarios where cable length can be customized based on individual's demands. Solidot offers a screw connection solution and primarily recommends unshielded (plastic) straight connectors. The adoption of elastic rubber ring and the wire clamp inside the connector enables it to meet the IP67 protection class.

	Model Number	Description
	EZG-LP	M8 straight, A-code, male 3-pin, screw connection, plastic housing

	Model Number	Description
	AZG-LP	M12 straight, D-code, male 4-pin, screw connection, plastic housing
	BZG-LP	M12 straight, L-code, male 5-pin, screw connection, plastic housing, 16A
	BZM-LP	M12 straight, L-code, female 5-pin, screw connection, plastic housing, 16A
	CZG-LP	M12 straight, A-code, male 5-pin, screw connection, plastic housing
	CZM-LP	M12 straight, A-code, female 5-pin, screw connection, plastic housing

> Accessories

	Model Number	Description
	DZG-ZP	CC-Link terminal resistance, M12 straight, A-code, female 4-pin, 110Ω, 1/2W
	PZG-LP	PROFIBUS-DP socket, vertical, no programming port, built-in terminal resistance, adjustable by slide switch
	FZM-LP	M12 female dust cap
	FZG-LP	M12 male dust cap

■ Fieldbus Solutions Focused



Nanjing Solidot Electronic Technology Co.,Ltd.

Tel: +86 18944099568

E-mail: contact@solidotech.com

Website: www.solidotech.com

Address: Ang Ying Building, Shengli Road, Jiangning District, Nanjing



* The pictures and text in this manual are for reference only, some of the pictures are from the Internet, and the company has the right to modify the materials. Subject to product updates without prior notice, this promotional material was produced in 2024. The registered trademarks referenced in this manual are the property of their respective registered owners.